



DIVISION OF FAMILY RESOURCES

Statewide Monthly Management Report August 2023

State of Indiana

Eric Holcomb
Governor

Family and Social Services Administration

Dan Rusyniak, MD
Secretary

Division of Family Resources

Adrienne Shields
Director

For questions regarding data on this report contact:
office.Communications@fssa.IN.gov



State of Indiana

Published September 2023



DIVISION OF FAMILY RESOURCES

Monthly Management Report

Reporting Month: August 2023

Location: Statewide

TEMPORARY ASSISTANCE FOR NEEDY FAMILIES (TANF)

Child-Only and One-Parent Families	August 2023	July 2023	August 2022	Annual Change
Number of families receiving TANF Grants	4,236	4,026	3,886	9.01%
Total number of grant recipients	8,856	8,290	7,699	15.03%
Number of adult grant recipients	1,279	1,077	735	74.01%
Number of child grant recipients	7,577	7,213	6,964	8.80%
Total payments	\$852,789	\$801,286	\$2,634,710	-67.63%
Average payment per case	\$201.32	\$199.03	\$678.00	-70.31%
Average payment per recipient	\$96.30	\$96.66	\$342.21	-71.86%
Number of cases with benefits reduced to zero	114	112	0	0%
Number of recipients with benefits reduced to zero	223	215	0	0%
Number of adult recipients with benefit reduced to zero	28	25	0	0%
Number of child recipients with benefit reduced to zero	195	190	0	0%

Two-Parent Families	August 2023	July 2023	August 2022	Annual Change
Number of families receiving TANF Grants	883	829	316	179.43%
Total number of grant recipients	3,253	3,088	1,112	192.54%
Number of adult grant recipients	1,759	1,653	427	311.94%
Number of child grant recipients	1,494	1,435	685	118.10%
Total payments	\$279,239	\$262,159	\$332,259	-15.96%
Average payment per case	\$316.24	\$316.24	\$1,051.45	-69.92%
Average payment per recipient	\$85.84	\$84.90	\$298.79	-71.27%
Number of cases with benefits reduced to zero	7	3	0	0%
Number of recipients with benefits reduced to zero	27	12	0	0%
Number of adult recipients with benefit reduced to zero	14	6	0	0%
Number of child recipients with benefit reduced to zero	13	6	0	0%

Note:

For August 2021, a one time payment of \$400 per recipient was included in the Total payments and Average payments. TANF section rules changed to reflect Federal reporting logic effective September 2021. For August 2022, a one-time payment of \$269 per recipient was included in the Total payments and Average payments.

Source:



DIVISION OF FAMILY RESOURCES

Monthly Management Report

Reporting Month: August 2023

Location: Statewide

TANF - APPLICATIONS

	August 2023	July 2023	August 2022	Annual Change
Number of Applications	8,731	8,100	4,644	88.01%



DIVISION OF FAMILY RESOURCES

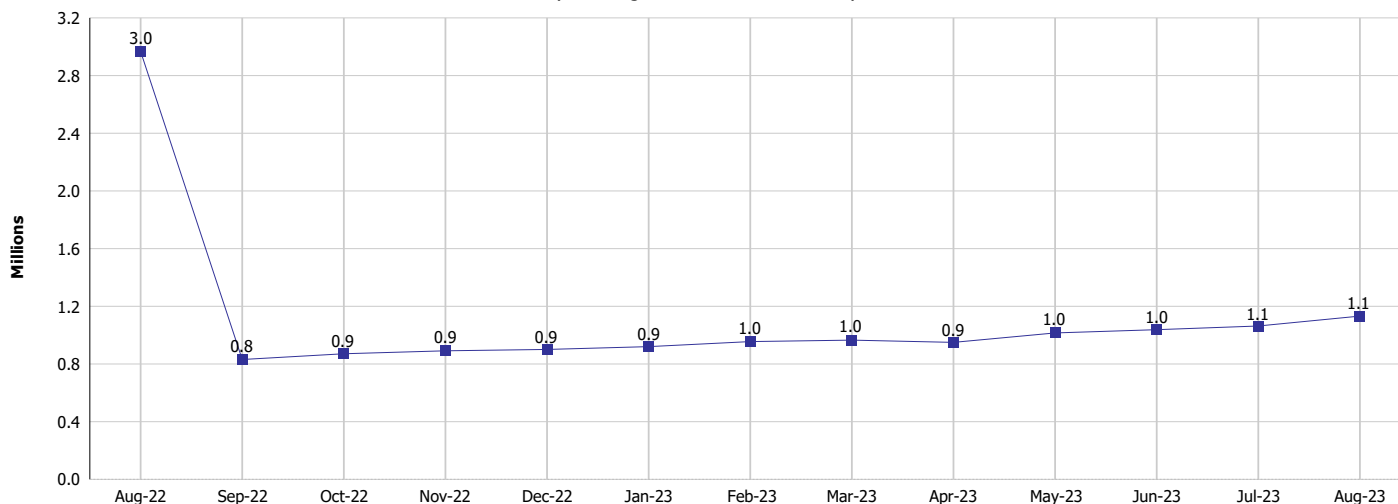
Monthly Management Report

Reporting Month: August 2023

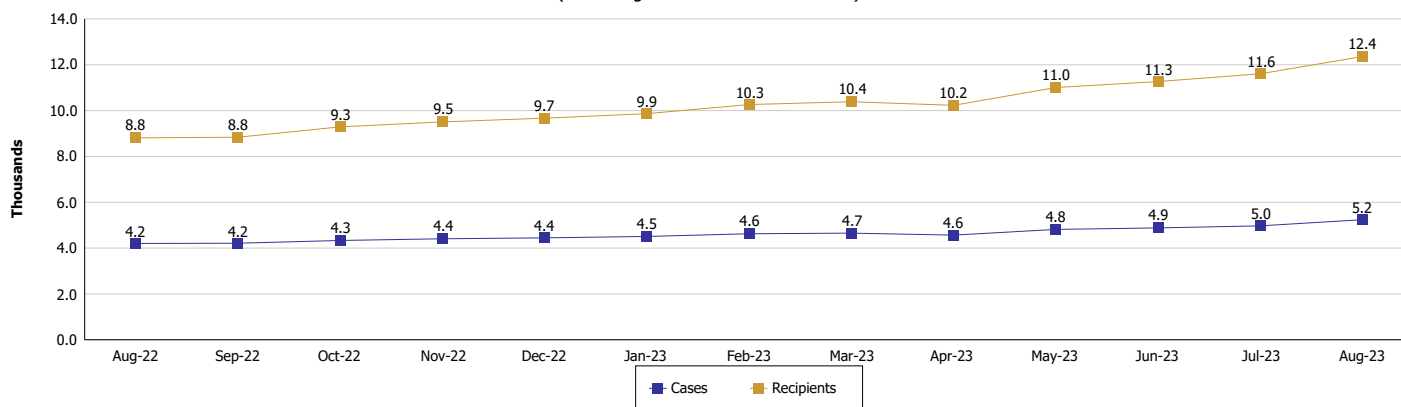
Location: Statewide

TEMPORARY ASSISTANCE FOR NEEDY FAMILIES (TANF)

TANF Cash Assistance (TANF Regular and TANF Two-Parent)



TANF Cases and Recipients (TANF Regular and TANF Two-Parent)



Note:

For August 2021, a one time payment of \$400 per recipient was included in the Total payments and Average payments. TANF section rules changed to reflect Federal reporting logic effective September 2021.
 For August 2022, a one-time payment of \$269 per recipient was included in the Total payments and Average payments.



DIVISION OF FAMILY RESOURCES

Monthly Management Report

Reporting Month: August 2023

Location: Statewide

SUPPLEMENTAL NUTRITION ASSISTANCE PROGRAM (SNAP)

	August 2023	July 2023	August 2022	Annual Change
Total issuance	\$117,866,856	\$117,047,975	\$102,549,875	14.94%
Number of households receiving SNAP benefits	288,578	285,100	290,192	-0.56%
Number of recipients	605,214	598,704	614,024	-1.43%
Average issuance per household	\$408.44	\$410.55	\$353.39	15.58%
Average issuance per recipient	\$194.75	\$195.50	\$167.01	16.61%
Number of Applications	49,242	44,179	25,413	93.77%



DIVISION OF FAMILY RESOURCES

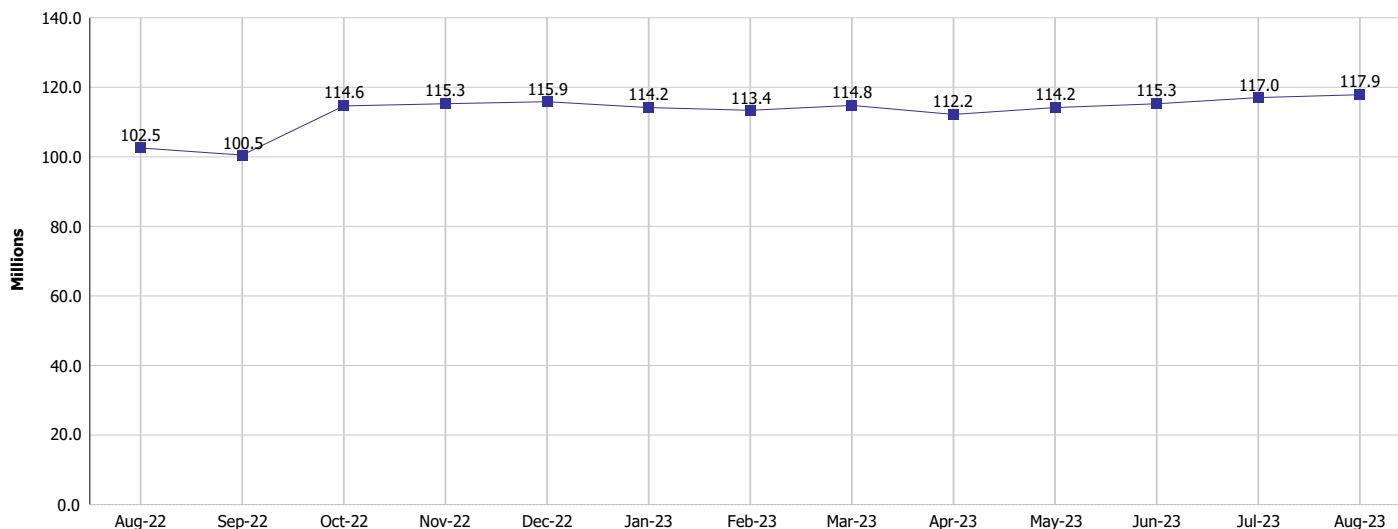
Monthly Management Report

Reporting Month: August 2023

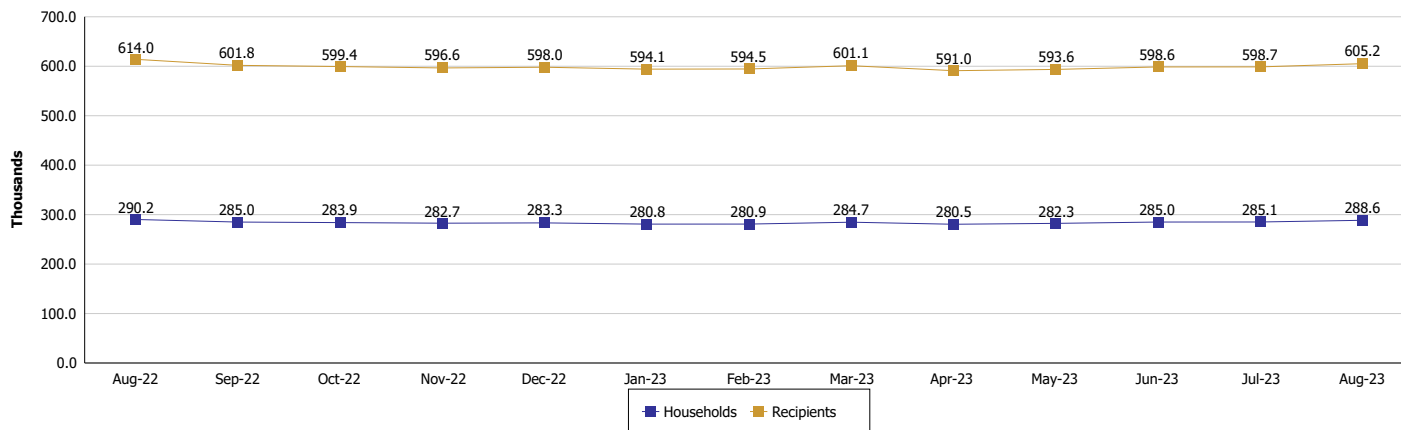
Location: Statewide

SUPPLEMENTAL NUTRITION ASSISTANCE PROGRAM (SNAP)

SNAP Issuance



SNAP Households and Recipients



Note:

Run Date: Sep 12, 2023



DIVISION OF FAMILY RESOURCES

Monthly Management Report

Reporting Month: August 2023

Location: Statewide

HIP 2.0 and SNAP

	August 2023	July 2023	August 2022	Annual Change
Total HIP 2.0 Members	813,214	823,876	804,385	1.10%
HIP Members also SNAP Recipients	181,232	179,450	186,790	-2.98%
Percentage HIP Members SNAP Recipients	22.3%	21.8%	23.2%	-0.94
HIP Members SNAP ABAWDs	10,531	11,110	11,435	-7.91%
Percentage HIP Members SNAP ABAWDs	1.3%	1.3%	1.4%	-0.1



DIVISION OF FAMILY RESOURCES

Monthly Management Report

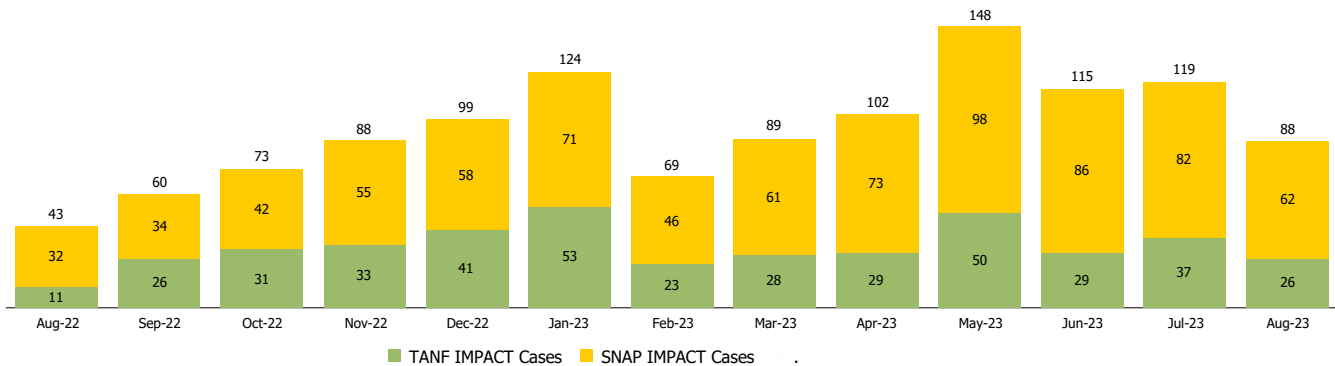
Reporting Month: August 2023

Location: Statewide

INDIANA MANPOWER PLACEMENT AND COMPREHENSIVE TRAINING (IMPACT)

	August 2023	July 2023	August 2022	Annual Change
Number of IMPACT cases	88	119	43	104.65%
Number of TANF IMPACT adults	26	37	11	136.36%
Number of SNAP IMPACT Cases	62	82	32	93.75%
Total number of adults employed	2,856	2,686	3,891	-26.60%
Number of TANF IMPACT adults newly employed (within past 30 days)	55	34	47	17.02%
Number of SNAP IMPACT adults employed	2,801	2,652	3,844	-27.13%
Total number of adults ineligible due to employment	1,683	1,786	1,298	29.66%
Number of TANF adults ineligible due to employment	31	31	15	106.67%
Number of SNAP adults ineligible due to employment	1,652	1,755	1,283	28.76%

IMPACT Caseloads
(SNAP, TANF, Total Caseload)



Note:

Effective January 2022, these numbers have been adjusted to reflect only those actually participating in IMPACT.