



DIVISION OF FAMILY RESOURCES

Statewide Monthly Management Report July 2023

State of Indiana

Eric Holcomb
Governor

Family and Social Services Administration

Dan Rusyniak, MD
Secretary

Division of Family Resources

Adrienne Shields
Director

For questions regarding data on this report contact:
office.Communications@fssa.IN.gov



State of Indiana

Published August 2023



DIVISION OF FAMILY RESOURCES

Monthly Management Report

Reporting Month: July 2023

Location: Statewide

TEMPORARY ASSISTANCE FOR NEEDY FAMILIES (TANF)

Child-Only and One-Parent Families	July 2023	June 2023	July 2022	Annual Change
Number of families receiving TANF Grants	4,026	4,007	3,760	7.07%
Total number of grant recipients	8,290	8,197	7,440	11.42%
Number of adult grant recipients	1,077	1,041	690	56.09%
Number of child grant recipients	7,213	7,156	6,750	6.86%
Total payments	\$801,286	\$796,104	\$722,998	10.83%
Average payment per case	\$199.03	\$198.68	\$192.29	3.51%
Average payment per recipient	\$96.66	\$97.12	\$97.18	-0.54%
Number of cases with benefits reduced to zero	112	103	106	5.66%
Number of recipients with benefits reduced to zero	215	202	203	5.91%
Number of adult recipients with benefit reduced to zero	25	22	36	-30.56%
Number of child recipients with benefit reduced to zero	190	180	167	13.77%

Two-Parent Families	July 2023	June 2023	July 2022	Annual Change
Number of families receiving TANF Grants	829	768	256	223.83%
Total number of grant recipients	3,088	2,856	890	246.97%
Number of adult grant recipients	1,653	1,529	331	399.40%
Number of child grant recipients	1,435	1,327	559	156.71%
Total payments	\$262,159	\$241,771	\$74,622	251.32%
Average payment per case	\$316.24	\$314.81	\$291.49	8.49%
Average payment per recipient	\$84.90	\$84.65	\$83.84	1.25%
Number of cases with benefits reduced to zero	3	3	2	50.00%
Number of recipients with benefits reduced to zero	12	12	10	20.00%
Number of adult recipients with benefit reduced to zero	6	6	4	50.00%
Number of child recipients with benefit reduced to zero	6	6	6	0.00%

Note:

For August 2021, a one time payment of \$400 per recipient was included in the Total payments and Average payments. TANF section rules changed to reflect Federal reporting logic effective September 2021. For August 2022, a one-time payment of \$269 per recipient was included in the Total payments and Average payments.

Source:



DIVISION OF FAMILY RESOURCES

Monthly Management Report

Reporting Month: July 2023

Location: Statewide

TANF - APPLICATIONS

	July 2023	June 2023	July 2022	Annual Change
Number of Applications	8,100	7,564	3,573	126.70%



DIVISION OF FAMILY RESOURCES

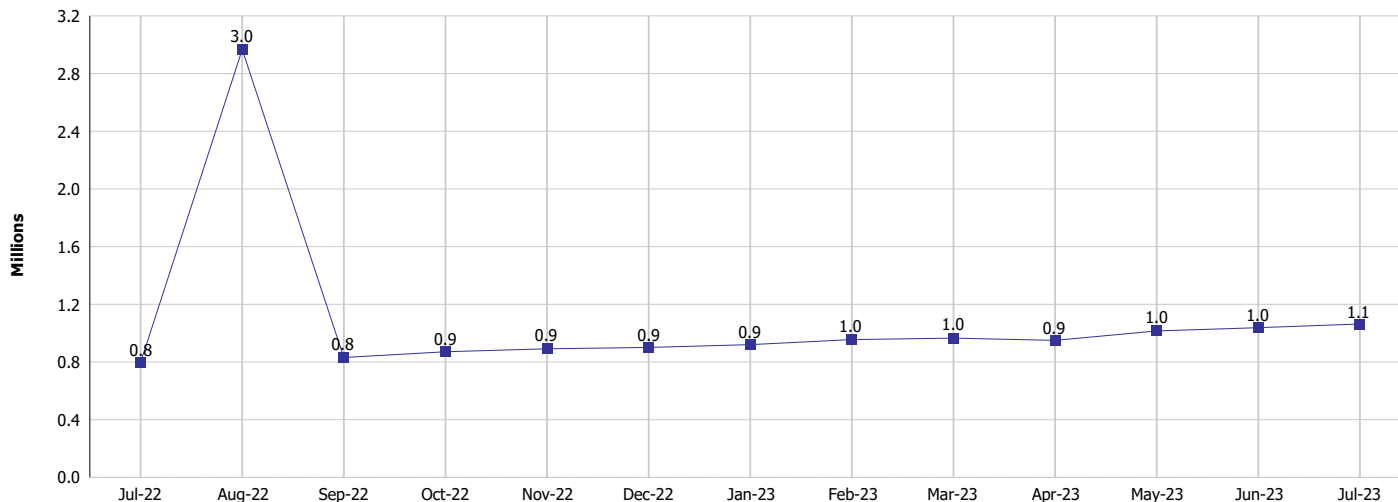
Monthly Management Report

Reporting Month: July 2023

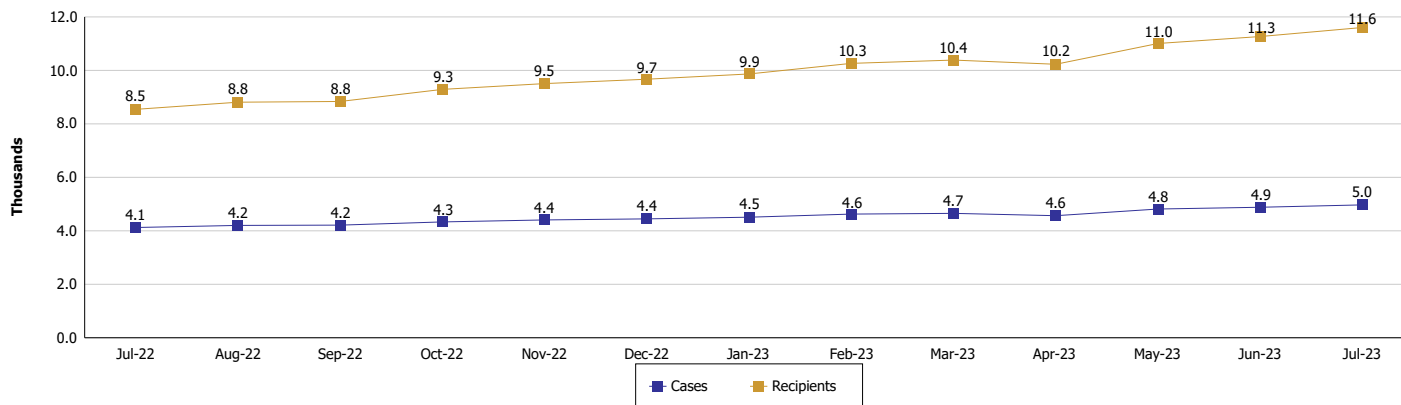
Location: Statewide

TEMPORARY ASSISTANCE FOR NEEDY FAMILIES (TANF)

TANF Cash Assistance (TANF Regular and TANF Two-Parent)



TANF Cases and Recipients (TANF Regular and TANF Two-Parent)



Note:

For August 2021, a one time payment of \$400 per recipient was included in the Total payments and Average payments. TANF section rules changed to reflect Federal reporting logic effective September 2021. For August 2022, a one-time payment of \$269 per recipient was included in the Total payments and Average payments.



DIVISION OF FAMILY RESOURCES

Monthly Management Report

Reporting Month: July 2023

Location: Statewide

SUPPLEMENTAL NUTRITION ASSISTANCE PROGRAM (SNAP)

	July 2023	June 2023	July 2022	Annual Change
Total issuance	\$117,047,975	\$115,264,457	\$101,529,156	15.29%
Number of households receiving SNAP benefits	285,100	285,018	288,743	-1.26%
Number of recipients	598,704	598,623	613,106	-2.35%
Average issuance per household	\$410.55	\$404.41	\$351.62	16.76%
Average issuance per recipient	\$195.50	\$192.55	\$165.60	18.06%
Number of Applications	44,179	43,258	21,030	110.08%



DIVISION OF FAMILY RESOURCES

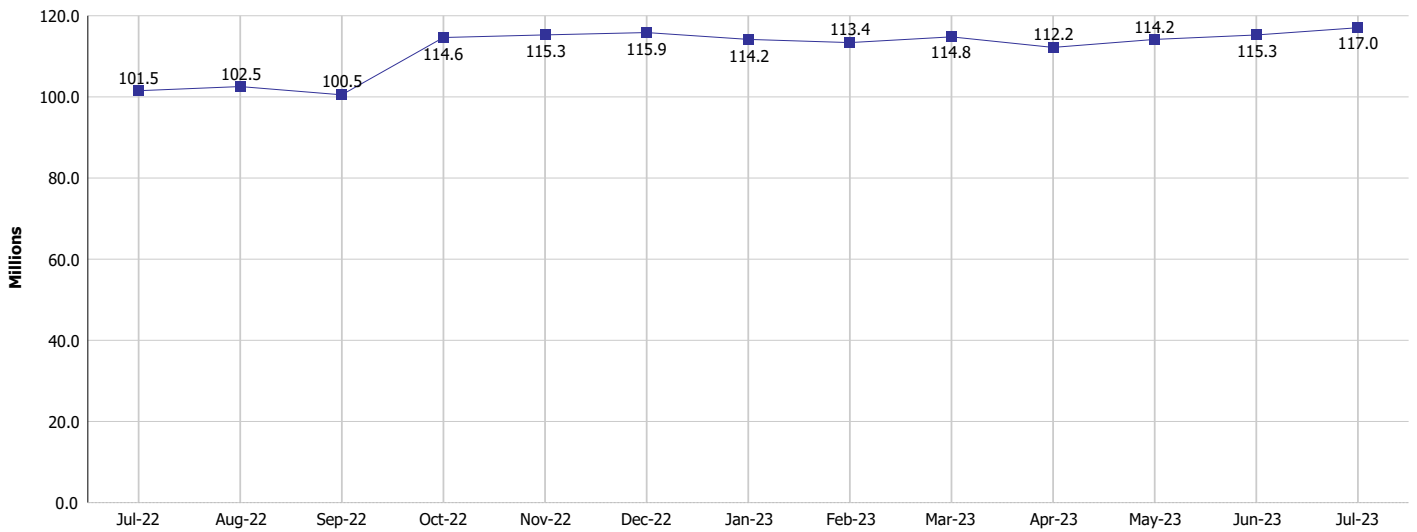
Monthly Management Report

Reporting Month: July 2023

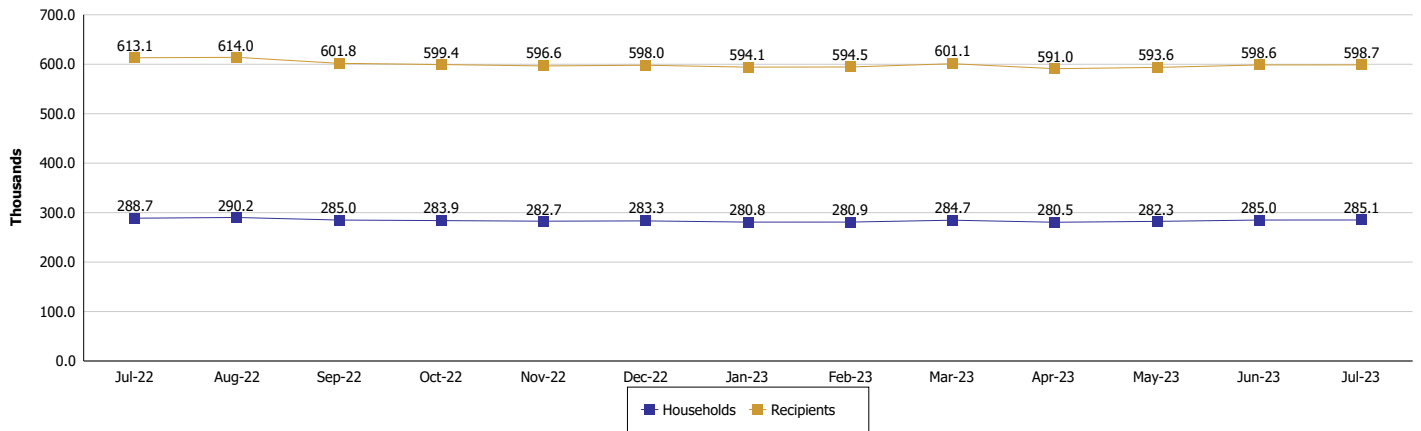
Location: Statewide

SUPPLEMENTAL NUTRITION ASSISTANCE PROGRAM (SNAP)

SNAP Issuance



SNAP Households and Recipients



Note:

Run Date: Aug 12, 2023



DIVISION OF FAMILY RESOURCES

Monthly Management Report

Reporting Month: July 2023

Location: Statewide

HIP 2.0 and SNAP

	July 2023	June 2023	July 2022	Annual Change
Total HIP 2.0 Members	823,876	844,673	795,550	3.56%
HIP Members also SNAP Recipients	179,450	181,040	185,660	-3.34%
Percentage HIP Members SNAP Recipients	21.8%	21.4%	23.3%	-1.56
HIP Members SNAP ABAWDs	11,110	12,958	10,600	4.81%
Percentage HIP Members SNAP ABAWDs	1.3%	1.5%	1.3%	0.0



DIVISION OF FAMILY RESOURCES

Monthly Management Report

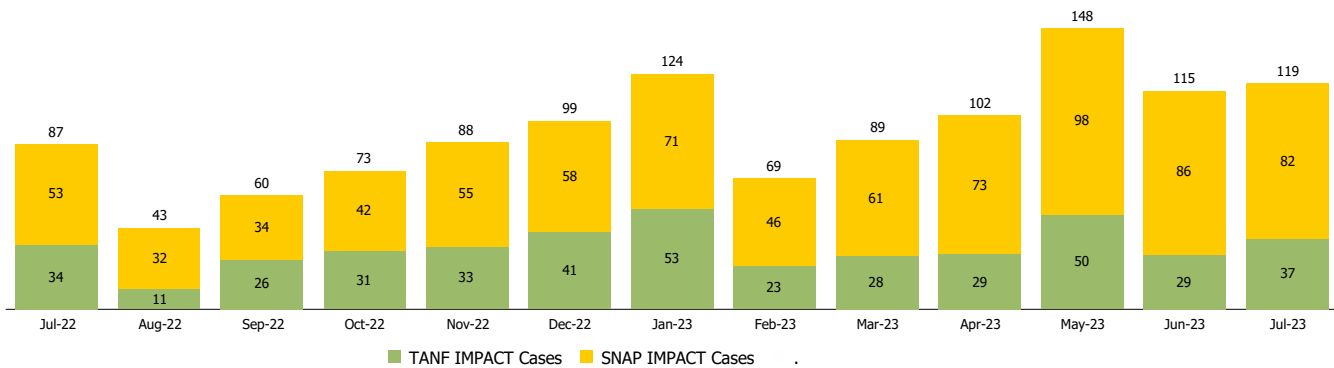
Reporting Month: July 2023

Location: Statewide

INDIANA MANPOWER PLACEMENT AND COMPREHENSIVE TRAINING (IMPACT)

	July 2023	June 2023	July 2022	Annual Change
Number of IMPACT cases	119	115	87	36.78%
Number of TANF IMPACT adults	37	29	34	8.82%
Number of SNAP IMPACT Cases	82	86	53	54.72%
Total number of adults employed	2,686	3,041	2,740	-1.97%
Number of TANF IMPACT adults newly employed (within past 30 days)	34	51	39	-12.82%
Number of SNAP IMPACT adults employed	2,652	2,990	2,701	-1.81%
Total number of adults ineligible due to employment	1,786	1,897	2,210	-19.19%
Number of TANF adults ineligible due to employment	31	30	20	55.00%
Number of SNAP adults ineligible due to employment	1,755	1,867	2,190	-19.86%

IMPACT Caseloads
(SNAP, TANF, Total Caseload)



Note:

Effective January 2022, these numbers have been adjusted to reflect only those actually participating in IMPACT.