



DIVISION OF FAMILY RESOURCES

Statewide Monthly Management Report October 2023

State of Indiana

Eric Holcomb
Governor

Family and Social Services Administration

Dan Rusyniak, MD
Secretary

Division of Family Resources

Adrienne Shields
Director

For questions regarding data on this report contact:
office.Communications@fssa.IN.gov



State of Indiana

Published November 2023



DIVISION OF FAMILY RESOURCES

Monthly Management Report

Reporting Month: October 2023

Location: Statewide

TEMPORARY ASSISTANCE FOR NEEDY FAMILIES (TANF)

Child-Only and One-Parent Families	October 2023	September 2023	October 2022	Annual Change
Number of families receiving TANF Grants	4,483	4,351	3,842	16.68%
Total number of grant recipients	9,543	9,148	7,687	24.14%
Number of adult grant recipients	1,504	1,398	797	88.71%
Number of child grant recipients	8,039	7,750	6,890	16.68%
Total payments	\$991,296	\$892,259	\$750,816	32.03%
Average payment per case	\$221.12	\$205.07	\$195.42	13.15%
Average payment per recipient	\$103.88	\$97.54	\$97.67	6.35%
Number of cases with benefits reduced to zero	115	118	90	27.78%
Number of recipients with benefits reduced to zero	224	218	170	31.76%
Number of adult recipients with benefit reduced to zero	25	23	26	-3.85%
Number of child recipients with benefit reduced to zero	199	195	144	38.19%

Two-Parent Families	October 2023	September 2023	October 2022	Annual Change
Number of families receiving TANF Grants	945	905	401	135.66%
Total number of grant recipients	3,421	3,290	1,433	138.73%
Number of adult grant recipients	1,887	1,802	571	230.47%
Number of child grant recipients	1,534	1,488	862	77.96%
Total payments	\$316,617	\$284,801	\$120,202	163.40%
Average payment per case	\$335.04	\$314.70	\$299.76	11.77%
Average payment per recipient	\$92.55	\$86.57	\$83.88	10.34%
Number of cases with benefits reduced to zero	7	7	0	0%
Number of recipients with benefits reduced to zero	26	27	0	0%
Number of adult recipients with benefit reduced to zero	14	14	0	0%
Number of child recipients with benefit reduced to zero	12	13	0	0%

Note:

For August 2021, a one time payment of \$400 per recipient was included in the Total payments and Average payments. TANF section rules changed to reflect Federal reporting logic effective September 2021. For August 2022, a one-time payment of \$269 per recipient was included in the Total payments and Average payments.

Source:



DIVISION OF FAMILY RESOURCES

Monthly Management Report

Reporting Month: October 2023

Location: Statewide

TANF - APPLICATIONS

	October 2023	September 2023	October 2022	Annual Change
Number of Applications	8,177	7,779	3,628	125.39%



DIVISION OF FAMILY RESOURCES

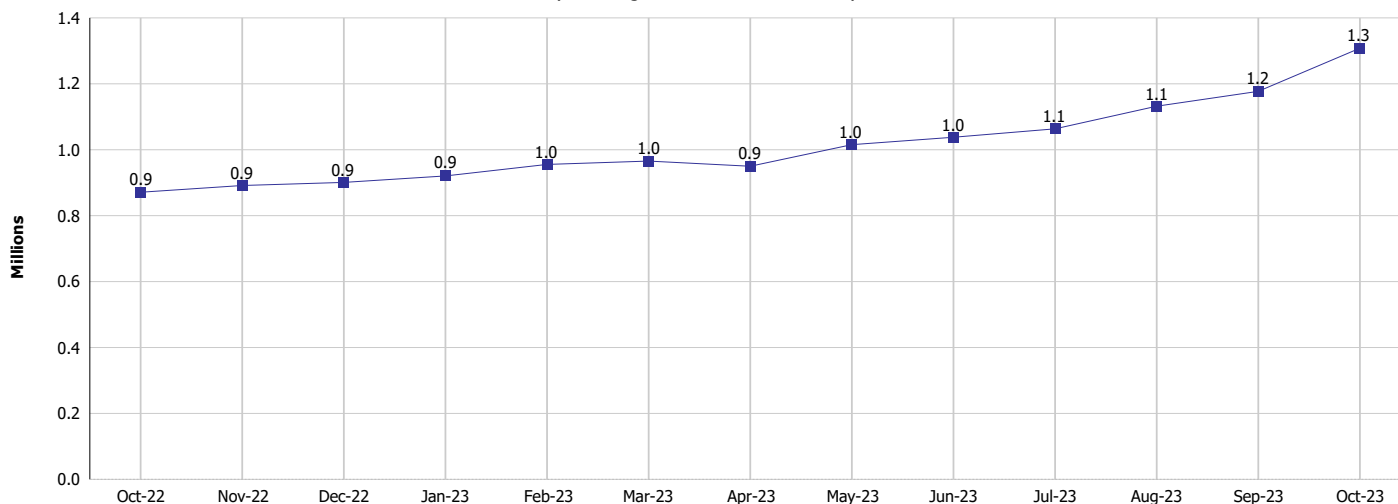
Monthly Management Report

Reporting Month: October 2023

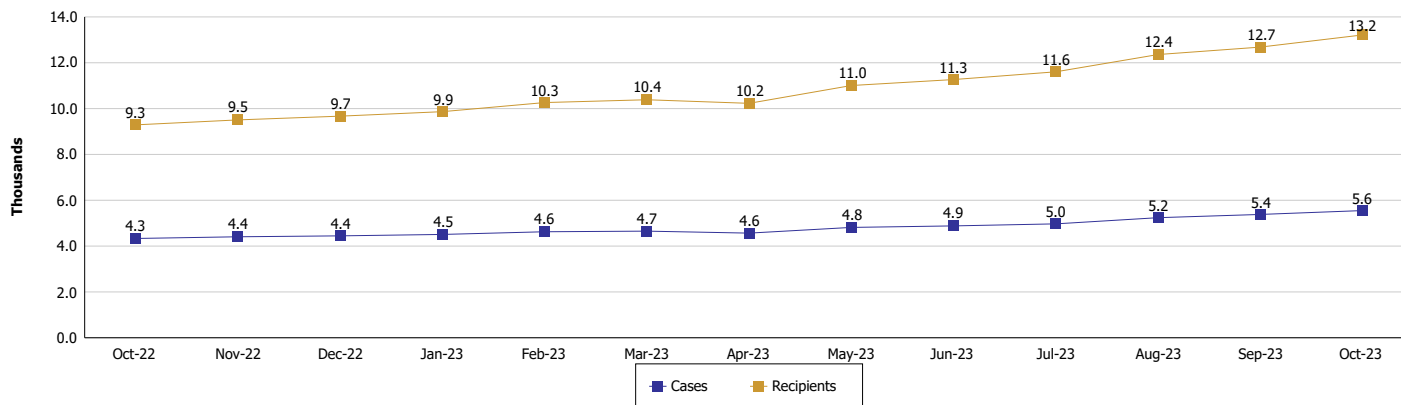
Location: Statewide

TEMPORARY ASSISTANCE FOR NEEDY FAMILIES (TANF)

TANF Cash Assistance (TANF Regular and TANF Two-Parent)



TANF Cases and Recipients (TANF Regular and TANF Two-Parent)



Note:

For August 2021, a one time payment of \$400 per recipient was included in the Total payments and Average payments. TANF section rules changed to reflect Federal reporting logic effective September 2021.
 For August 2022, a one-time payment of \$269 per recipient was included in the Total payments and Average payments.



DIVISION OF FAMILY RESOURCES

Monthly Management Report

Reporting Month: October 2023

Location: Statewide

SUPPLEMENTAL NUTRITION ASSISTANCE PROGRAM (SNAP)

	October 2023	September 2023	October 2022	Annual Change
Total issuance	\$123,572,940	\$116,684,606	\$114,638,031	7.79%
Number of households receiving SNAP benefits	292,101	287,723	283,891	2.89%
Number of recipients	612,855	602,946	599,390	2.25%
Average issuance per household	\$423.05	\$405.54	\$403.81	4.76%
Average issuance per recipient	\$201.63	\$193.52	\$191.26	5.43%
Number of Applications	46,420	43,635	22,174	109.34%



DIVISION OF FAMILY RESOURCES

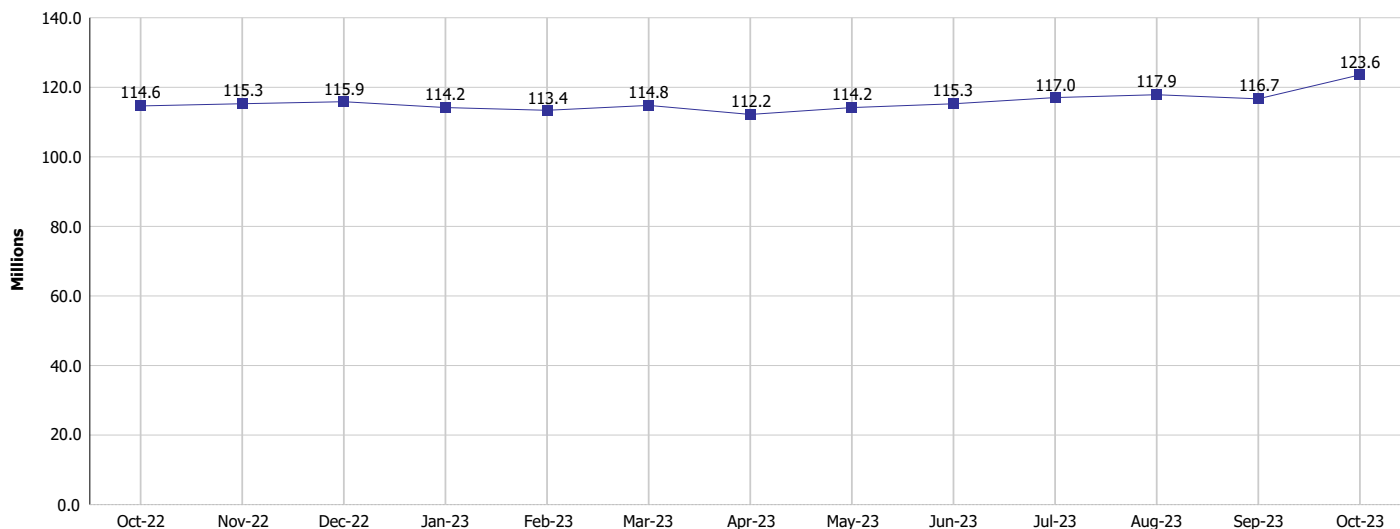
Monthly Management Report

Reporting Month: October 2023

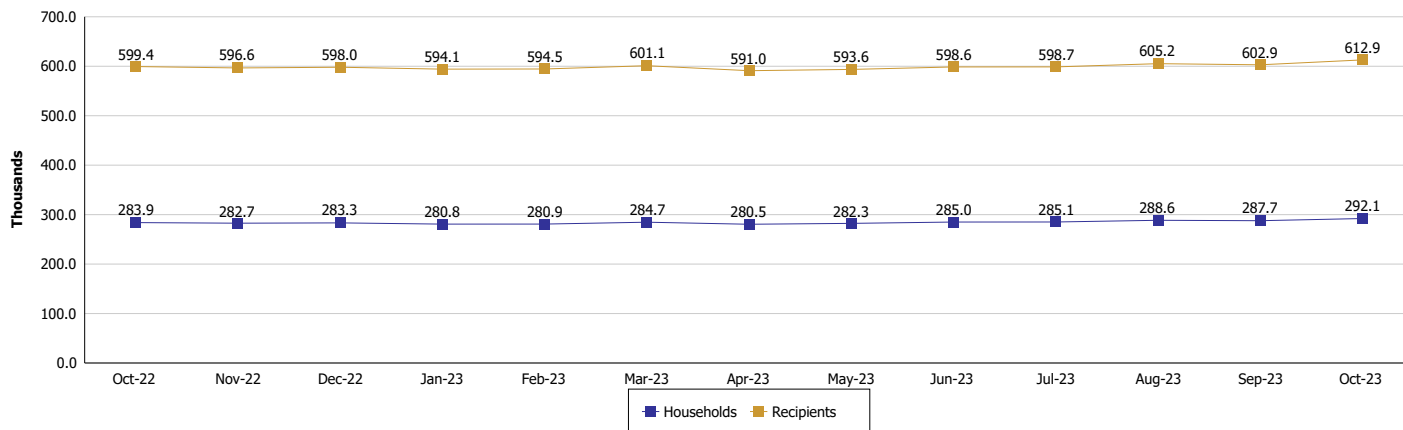
Location: Statewide

SUPPLEMENTAL NUTRITION ASSISTANCE PROGRAM (SNAP)

SNAP Issuance



SNAP Households and Recipients



Note:

Run Date: Nov 13, 2023



DIVISION OF FAMILY RESOURCES

Monthly Management Report

Reporting Month: October 2023

Location: Statewide

HIP 2.0 and SNAP

	October 2023	September 2023	October 2022	Annual Change
Total HIP 2.0 Members	796,055	802,300	818,976	-2.80%
HIP Members also SNAP Recipients	184,096	180,728	181,766	1.28%
Percentage HIP Members SNAP Recipients	23.1%	22.5%	22.2%	0.93
HIP Members SNAP ABAWDs	11,985	9,945	13,379	-10.42%
Percentage HIP Members SNAP ABAWDs	1.5%	1.2%	1.6%	-0.1



DIVISION OF FAMILY RESOURCES

Monthly Management Report

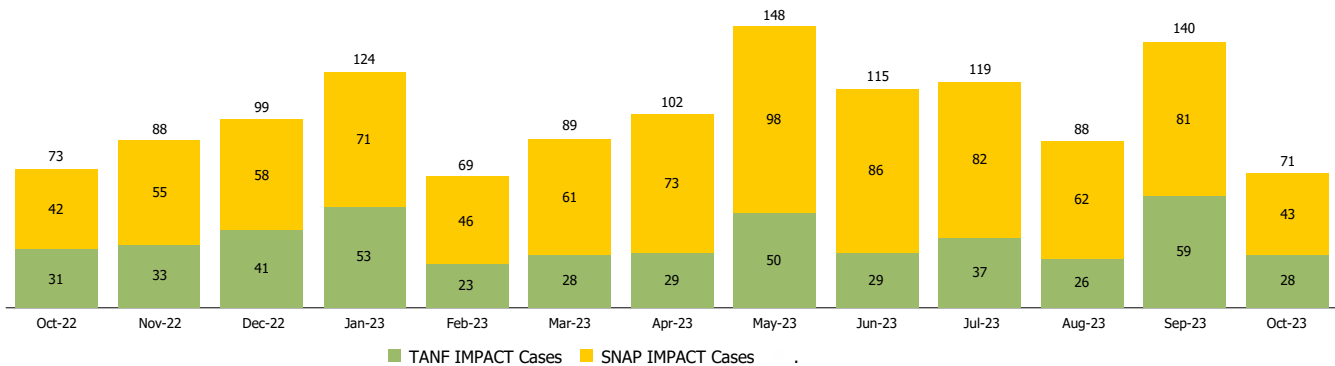
Reporting Month: October 2023

Location: Statewide

INDIANA MANPOWER PLACEMENT AND COMPREHENSIVE TRAINING (IMPACT)

	October 2023	September 2023	October 2022	Annual Change
Number of IMPACT cases	71	140	73	-2.74%
Number of TANF IMPACT adults	28	59	31	-9.68%
Number of SNAP IMPACT Cases	43	81	42	2.38%
Total number of adults employed	1,273	2,912	3,095	-58.87%
Number of TANF IMPACT adults newly employed (within past 30 days)	25	64	46	-45.65%
Number of SNAP IMPACT adults employed	1,248	2,848	3,049	-59.07%
Total number of adults ineligible due to employment	1,411	2,082	1,313	7.46%
Number of TANF adults ineligible due to employment	36	32	17	111.76%
Number of SNAP adults ineligible due to employment	1,375	2,050	1,296	6.10%

IMPACT Caseloads
(SNAP, TANF, Total Caseload)



Note:

Effective January 2022, these numbers have been adjusted to reflect only those actually participating in IMPACT.