

The right skills, at the right time, in the right way.
Indiana's Demand Driven Workforce



Adult Education and Workforce Development Statewide Webinar

September 13, 2017

Marilyn Pitzulo | Adult Education Staff

Department of Workforce Development | Indiana ADULT EDUCATION
10 N. Senate Avenue, IGCS SE 203 | Indianapolis, IN 46204

AdultEd@dwd.in.gov



Community Collaboration Reduces Dropout Rate Significantly

“Community collaboration making gains on dropout rate”


Editorial – The Columbus Republic 8/17/17

iGRAD + McDowell Education Center

Student educational safety net in Bartholomew Co.
reduces dropout rate significantly

iGrad

a diploma is the best stimulus package.



Community Collaboration

Reduces Dropout Rate Significantly

“That’s impressive,
and an indication that
the efforts in place
are working as
intended.”

The Columbus Republic
8/17/17

Dropout rate in
Bartholomew
County has
DECREASED
59 percent
since 2011



Community Collaboration

Reduces Dropout Rate Significantly

Program - Community Education Coalition

Ivy Tech Community College - Columbus, Cummins Inc., Bartholomew Consolidated School Corp. (includes **McDowell**), and Flat Rock-Hawcreek School Corp.

The Columbus Republic
8/17/17

- Uses coaches and mentors to assist students at risk of **not** graduating on time to help them understand the importance of education.
- 600 students participated in **iGrad** last year

iGrad

a diploma is the best stimulus package

Learn It. Earn It.

Community Collaboration Reduces Dropout Rate Significantly

The Columbus Republic

8/17/17

“The work of the programs has resulted in more than **90 percent** of local students graduating from high school, with a majority going on to pursue post-secondary education.

“The efforts of these partners also demonstrate the impact of community collaboration and how **multiple** stakeholders working together can accomplish a lot.”



About 700 students enrolled in McDowell's adult education program last year.

“More students are understanding the importance of education and its impact on their lives, and learning vital skills that will help them earn degrees and get **good jobs**. As a result, more students are heading along a path that will benefit them and the community in the long run.”

The Columbus Republic 8/17/17



Youth Initiatives Updates

Staffing Changes!

- ⚙️ Leslie Crist – Associate COO for Workforce Programs
- ⚙️ Brianna Morse – Director of Youth Initiatives

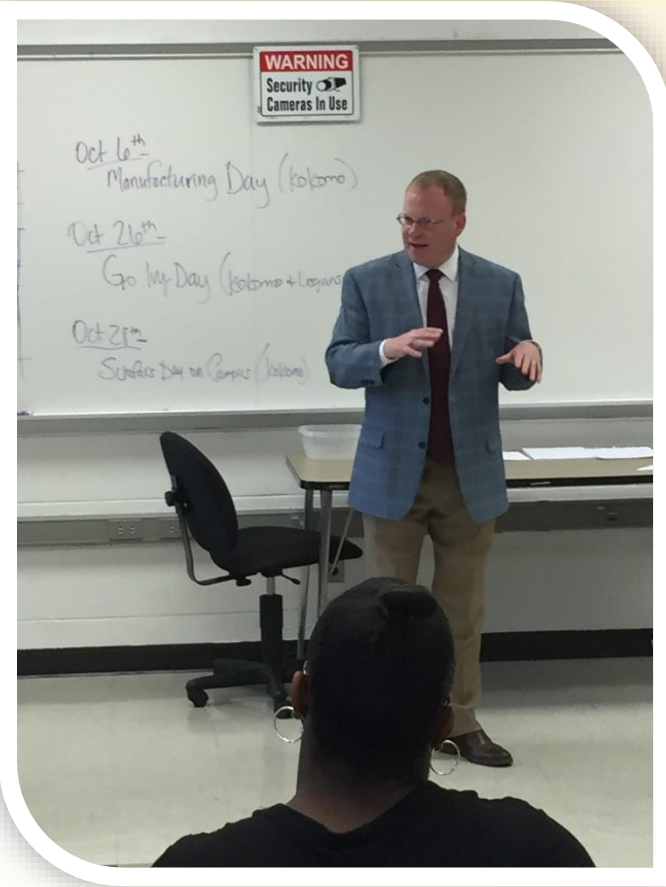
Upcoming Events

- ⚙️ State of Indiana Youth Leadership Conference – Sept. 14th @ Ivy Tech - Lawrence.
- ⚙️ Region 12 JAG LDC – Sept. 20th @ Jameson Camp
- ⚙️ Young Adult Services Summit – Valle Vista Country Club – Greenwood – October 5th



Youth Initiatives Updates

- ❁ Ivy Tech – JAG Partnership – currently conducting interviews in Indianapolis and Fort Wayne
- ❁ Indiana Career Explorer Update: ETPL – College list fusing
- ❁ ICC Update: Hurricane Irma



Indiana State Senator Randy Head visited a JAG classroom at Logansport High School to share his story recently



TASC Testing Annual Results

Program Year July 2016 - June 2017

1 Valid Subtest	5 Valid Subtests	Passed All 5 Subtests	% Passed All 5 Subtests
8,305	7,132	5,388	75.55%
No. of test takers with at least 1 valid subtest	No. of test takers who have completed the TASC Test battery	No. of test takers who have passed the TASC Test battery	Percentage of test takers who passed the TASC Test battery

Program Year July 1, 2016 – June 30, 2017



TEST
ASSESSING
SECONDARY
COMPLETION™



TASC Testing Annual Results

2016-2017 Pass Rate 75 Percent

Subtest	No. of Test Takers	No. of Test Takers Who Passed the Subtest	% of Test Takers Who Passed the Subtest
Reading	7,393	6,800	91.98%
Writing	7,570	6,766	89.38%
MATHEMATICS	7,888	6,172	<u>78.25%</u>
Science	7,457	6,638	89.02%
Social Studies	7,368	6,770	91.88%



State Credential Comparison

Reported to NRS by State 2014-2016

Number of High School Credentials Issued

Source: National Reporting System for Adult Education

<https://wdcrobcolp01.ed.gov/CFAPPS/OVAE/NRS/login.cfm>

<u>Year</u>	<u>U.S.*</u>	<u>Indiana**</u>	<u>Kentucky**</u>	<u>Ohio**</u>	<u>Michigan**</u>	<u>Illinois**</u>
2015-16	97,070	5,182	1,674	1,963	2,371	1,906
2014-15	75,053	5,405	1,053	1,386	1,976	1,249
2013-14	90,770	6,792	4,510	2,662	3,631	2,747

*Weighted Average

**Unweighted Average

***InTERS data 8-15-17

Indiana – TASC (HSE) Test

Kentucky, Ohio, Michigan – GED® Test

Illinois – TASC Test, GED®, HiSET



State Credential Comparison

High School Credentials Issued - Midwest

2015-16 20,081 High School Credentials (Midwest)

Indiana 26% of total

Illinois, Indiana, Iowa, Kansas, Michigan, Minnesota,
Missouri, Nebraska, North Dakota, Ohio, South Dakota,
Wisconsin

Number of High School Credentials Issued

Source: National Reporting System for Adult Education

<https://wdcrobcolp01.ed.gov/CFAPPS/OVAE/NRS/login.cfm>

TABE 11/12 Approved

Paper & Computer-Based Assessments

Tests of Adult Basic Education (**TABE 11/12**)

- Forms 11 and 12 are approved by the U.S. Department of Education, Office of Career, Technical, and Adult Education (**OCTAE**) for paper and computer-based delivery



TABE 9 & 10 approved by OCTAE through February 2, 2019



OCTAE

Office of Career, Technical, and Adult Education



New TABE Assessment

Based on College and Career Standards

A New TABE for a New Era

- TABE **11 & 12** is 100% aligned to the College- and Career-Readiness Standards.
- TABE 11 & 12 will be only **one length**
 - No longer will there be a long and short form.
- Math will be **one test**, not a separated Math Comp and Applied Math






Longer Locator Test

Three Sections – Reading, Math, & Language

A New TABE for a New Era

- The **Locator test** is lengthened slightly to make it more predictive in placing students into the new TABE 11 & 12 
- TABE 11 & 12 will only have **three** sections
 - Reading, Mathematics, & Language



TABE Resources

Overview | Sample Practice Items

A New TABE for a New Era

RESOURCES

TABE 11 & 12 **Overview** | **Mike Johnson**, National Director, DRC

<http://tabetest.com/>

<http://www.iaace.com/presenter-materialhandouts.html>



TABE 11 & 12 **Sample Practice Items**

<http://tabetest.com/resources-2/testing-information/tabe-1112-practice/>

TABE 11 & 12 **Objective Structure**

<http://www.tabetest.com/PDFs/TABE 11 12 Objective Structure 07 12 17.pdf>



TABE Resources

Overview | Sample Practice Items

When will Indiana transition to TABE 11 & 12?

Sooner than later . . .

Considerations –



- TABE 9 & 10 Copyright 2002
- TABE 11 & 12 Aligned to College- and Career-Readiness Standards. Reflects real world work experiences.
- All-new ***Achieving TABE[®] Success*** series, as well as a new ***TABE[®] Skills Workbooks*** series. Likely not ready until July 2018.
- All-new digital ***Instruction Targeted for TABE[®] Success*** (ITTS) program. Likely not ready until late 2018.



Measurable Skill Gains

First Quarter 2017 Table 4 NRS Totals - State

Date Printed: 9/12/2017 7:52 AM

Table 4 - Educational Gains and Attendance by Educational Functioning Level

Calc and Manual Term: 20172018

Enter the number of participants for each category listed, total attendance hours, and calculated percentage of participants completing each level.

Entering Educational Functioning Level (A)	Total Number Enrolled (B)	Total Attendance Hours (C)	Number Completed Gain (D)	Number Attained HSE/Diploma (E)	Number Separated Before Gain (F)	Number Remaining Within Gain (G)	Percentage Achieve Gain (H)	Total Periods of Participation (I)	Total Periods With Measurable Gain (J)	Percentage of Periods With Measurable Gain (K)
ABE Level 1	89	3465	18	0	0	71	20.22%	89	18	20.22%
ABE Level 2	832	29829	140	4	0	688	17.31%	832	144	17.31%
ABE Level 3	1832	68359	374	29	3	1426	22%	1833	403	21.99%
ABE Level 4	1933	76390	441	124	6	1362	29.23%	1934	565	29.21%
ABE Level 5	803	31238	163	94	0	546	32%	804	257	31.97%
ABE Level 6	564	20361	41	115	1	407	27.66%	568	158	27.82%
ABE Total	6053	229642	1177	366	10	4500	25.49%	6060	1545	25.5%
ELL Level 1	646	16991	55	0	0	591	8.51%	647	55	8.5%
ELL Level 2	351	9457	51	0	0	300	14.53%	352	52	14.77%
ELL Level 3	390	10191	57	0	0	333	14.62%	392	57	14.54%
ELL Level 4	325	8105	46	1	0	278	14.46%	327	47	14.37%
ELL Level 5	264	6963	31	0	0	233	11.74%	275	32	11.64%
ELL Level 6	56	1182	2	0	1	53	3.57%	58	2	3.45%
ELL Total	2032	52889	242	1	1	1788	11.96%	2051	245	11.95%
Grand Total	8085	282531	1419	367	11	6288	22.09%	8111	1790	22.07%
Reason: Invalid Age	607	0	0	0	0	0	0	0	0	0
Reason: No ParSig	73	0	0	0	0	0	0	0	0	0
Reason: Race Missing	19	0	0	0	0	0	0	0	0	0
Reason: No App Date	579	0	0	0	0	0	0	0	0	0
Reason: No Entry Level	2525	0	0	0	0	0	0	0	0	0
Reason: No Enroll Type	73	0	0	0	0	0	0	0	0	0
Reason: Not Enrolled	3705	0	0	0	0	0	0	0	0	0
Reason: No Prog Type	2525	0	0	0	0	0	0	0	0	0
Reason: Dup Enroll	44	0	0	0	0	0	0	0	0	0
Reason: Duplicate	52	0	0	0	0	0	0	0	0	0

OMB Number 1830-0027, Expires 8/31/17



Indiana Performance Data

NRS Table 4 – Trends

NRS Table 4 Trends . . .

Performance Data – Four-Year Period

INDIANA NRS Table 4 –

	<u>2017-18*</u>	<u>2016-17*</u>	<u>2015-16</u>	<u>2014-15</u>
Enrollment	8,085	26,946	28,168	28,107
Percent Gain	22.09%	57.43%	49.94%	49.00%
Separation	-----	35.09%	43.77%	44.17%
Average Hours	34.94	83.21	82.83	81.41

*Data as of 9/12/17



Eligible Training Provider List

No New Programs Added Through October

ETPL

Eligible Training Provider List policy (policy #2017-01) effective July 1, 2017. See <http://www.in.gov/dwd/files/ETPL%20Policy%20Final.pdf>

8/15/2017-10/31/2017 - System will be shut down for new programs.
- No new training programs added to the system during this period.

Existing programs will be reviewed during this period. See process at <https://webapps.dwd.in.gov/common/UserGuide/intraining/review/ETPLProgramReviewProcess.pdf>

Refer questions or training providers to the INTraining inbox at INTraining@dwd.IN.gov





NextLevel Jobs

INDIANA

Free Training. Better Jobs. Stronger Indiana

IET Adult Ed Approvals

Goal of 20% of Program Enrollments

ADULT EDUCATION

IETS

Approved

Thru

9.12.17

24

WorkINdiana

Program Update Overview

- PY2016-2017 Year End Totals
- PY2017-2018 Year To Date Totals
- WorkINdiana Portal Overview
- TANF
- WorkINdiana Policy and Misc. Information

WorkIN
amplifyAE.org



WorkINdiana

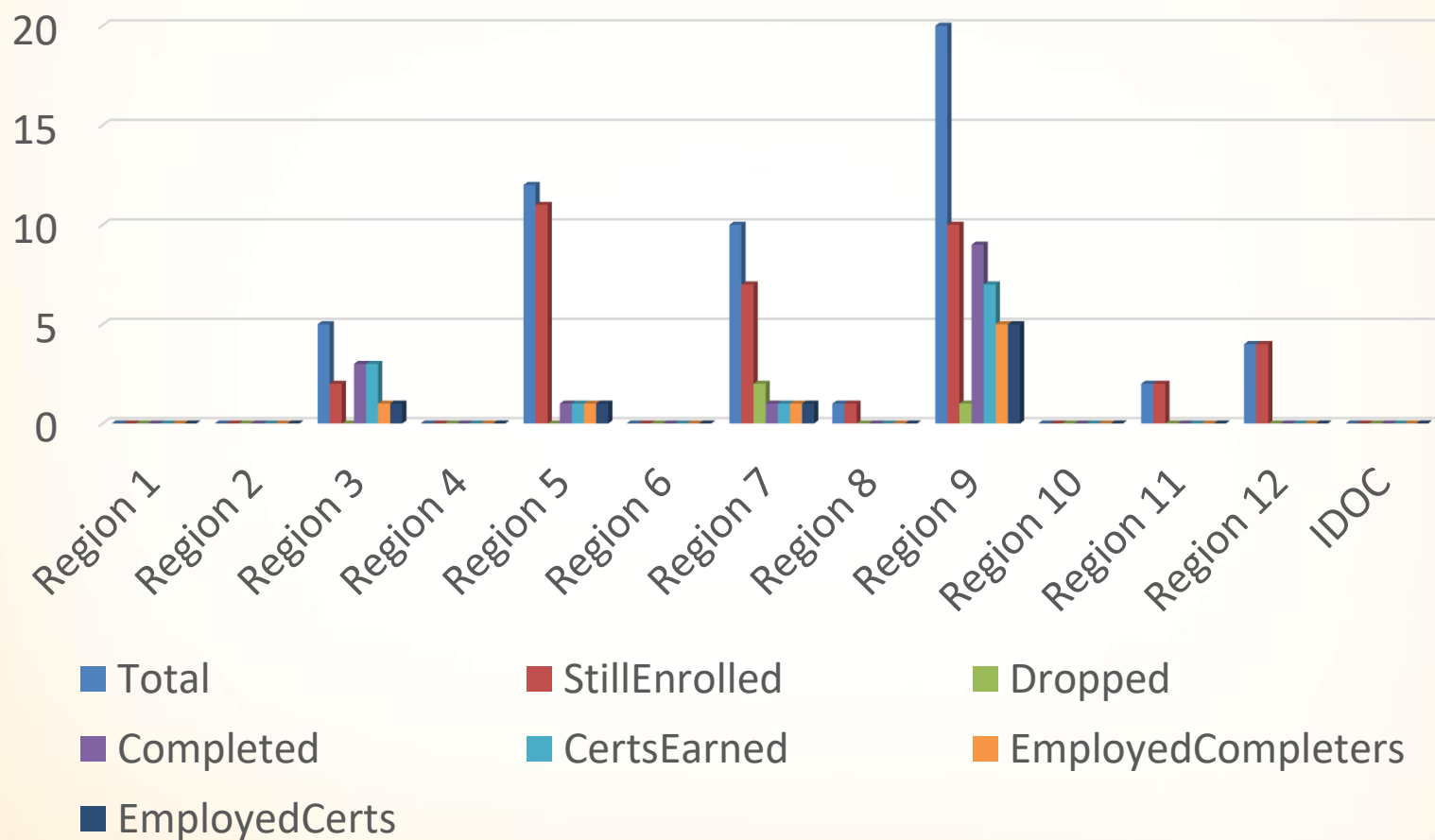
Program Year 2016-2017 Totals

Region Name	Total Enrollment	Still Enrolled	Dropped	Completed	Completion Rate	Certs Earned	Cert Rate	Employed Completers
Region 1	38	11	4	23	85.19%	17	73.91%	12
Region 2	49	6	4	39	90.70%	33	84.62%	27
Region 3	36	1	6	29	82.86%	23	79.31%	10
Region 4	37	3	4	30	88.24%	25	83.33%	21
Region 5	114	4	16	94	85.45%	67	71.28%	76
Region 6	51	0	0	51	100.00%	50	98.04%	36
Region 7	64	1	4	59	93.65%	46	77.97%	41
Region 8	49	0	10	39	79.59%	29	74.36%	28
Region 9	105	0	7	98	93.33%	90	91.84%	90
Region 10	10	0	2	8	80.00%	6	75.00%	4
Region 11	19	1	2	16	88.89%	14	87.50%	10
Region 12	111	14	23	74	76.29%	45	60.81%	48
IDOC	202	4	10	188	93.00%	188	93.00%	0
Total	885	45	92	748	89.00%	633	85.00%	403



WorkIndiana

Program Year 2017-2018 Year To Date





WorkINdiana

Program Year 2017-2018 Year To Date

Region Name	Total	Still Enrolled	Dropped	Completed	Certs Earned	Employed Completers	Employed Certs
Region 1	0	0	0	0	0	0	0
Region 2	0	0	0	0	0	0	0
Region 3	5	2	0	3	3	1	1
Region 4	0	0	0	0	0	0	0
Region 5	12	11	0	1	1	1	1
Region 6	0	0	0	0	0	0	0
Region 7	10	7	2	1	1	1	1
Region 8	1	1	0	0	0	0	0
Region 9	20	10	1	9	7	5	5
Region 10	0	0	0	0	0	0	0
Region 11	2	2	0	0	0	0	0
Region 12	4	4	0	0	0	0	0
IDOC	0	0	0	0	0	0	0
Total	54	37	3	14	12	8	8

WorkIndiana

WorkIndiana Portal

Student Edit

Region: ⓘ Program Year:

Student Info: First: ⓘ Last: ⓘ SSN: ⓘ DOB: ⓘ

Training | Certifications | Education | Comments

WorkIndiana Approved Training Program: ⓘ

Start Date: ⓘ (mm/dd/yyyy) End Date: ⓘ (mm/dd/yyyy)

Enrollment Status: ⓘ

Employment Status at Completion: ⓘ Work Start Date: ⓘ (mm/dd/yyyy)

Total Tuition (Full Amount): ⓘ
Instructions: Total Tuition Allocation using WorkIndiana Funding (70% + 30%)

Supportive Service Costs: ⓘ

Do not print on Ineligible Enrollments and Completions reports:

TANF Eligible:

ID: New Student

WorkINdiana

WorkINdiana Portal

Student Edit

Region: ! Program Year:

Student Info: First:* ! Last:* ! SSN:* ! DOB:* !

Training | **Certifications** | **Education** | **Comments**

Target Certification:*

Certification Status: Cert Earned Date: (mm/dd/yyyy)

ID: New Student

WorkINDiana Portal

Student Edit

Region: ! Program Year:

Student Info: First:* ! Last:* ! SSN:* ! DOB:* !

Training | **Certifications** | **Education** | **Comments**

WIOA Enrollment:*

JAG Enrollment:*

Obtained HSE/Diploma prior to WorkINDiana Enrollment:* Yes No Please select an option

Started WorkINDiana training while still attending Adult Education program:* Yes No Please select an option

AE Program Lookup by SSN :

AE Program Name:

Application Date:

Enrolled Flag:

Exit Date:

Most Recent TABE/SURV Math at Entry:

Most Recent TABE/SURV Reading at Entry:

DOC Only: DOC Number:

Release Date: (mm/dd/yyyy)

ID: New Student

WorkINdiana Portal

Student Edit

Region: ⓘ Program Year:

Student Info: First:* ⓘ Last:* ⓘ SSN:* ⓘ DOB:* ⓘ

Training | Certifications | Education | Comments

Training Notes:

WorkOne Comments:

ID: New Student

WorkINdiana and TANF

Funds for PY 17-18 will not be available until 10/01/2017

Current funds may be used until 9/30/17

WorkINdiana and TANF Process

1

Programs will be notified of TANF/SNAP eligible students

2

Program will submit invoice to Jessica Gray
(jgray1@dwd.in.gov)

3

Invoice should include student and 10% admin charge

4

Approved invoices will be sent to fiscal for processing

WorkINDiana

Miscellaneous Information –

- The updated WorkINDiana Policy is currently being reviewed by our policy team. As soon as updates have been approved, we will send a notice out. If you have any questions regarding the WorkINDiana Policy, please email or call me with your questions.
- As we move through PY2017-2018, please regularly check your student data to ensure there are no errors on your end.
- If you have any suggestions for **new certifications**, please do not hesitate to reach out to Jessica or me and let us know about them!
- In the coming weeks, Jessica and I will be contacting WorkINDiana providers to schedule visits to your sites to put faces with names, hear about the great things you are doing, and answer any questions you may have for us.
- In the meantime, if you have any questions contact me at:





Quarterly Reports

What? When? How?



Very impressive Randall. We'd still like to see the financial report.

Quarterly Reports

What?

DWD Adult Education requires ABE and IELCE grantees to complete and submit quarterly reports.

In an effort to help us with program monitoring **AND** as an aid to our adult education and IELCE programs, DWD now **requires** grantees to submit **quarterly reports**. These reports ask programs to pull and submit NRS Tables I, II, III, IV, and IV data, **AND** to submit narrative responses to the questions contained in the Quarterly Report Document (QRD).

These questions relate to the data on your NRS tables, and in future quarters will contain timely topical questions related to each quarter.



National Reporting System
for Adult Education

Quarterly Reports

How? When?

Things you **need** to submit:

- NRS Table I, II, III, IV, & IVB
- Narrative responses (QRD)
 - Sections on: Demographics, Table IV data, enrollments, and for fiscal agents
 - This document **must** be complete
 - Answer **all** of the sections relevant to your program

Quarterly Report

How?

Examples:

2017-2018 Adult Education Quarterly Report



Region:	
Program:	
Quarter:	
Instructions:	Complete the following quarterly report using data generated for your program. Complete all narrative responses and submit to adulthood@dwd.in.gov
Question 1:	Utilizing your program's initial data from NRS tables 1, 2, and 3 describe the general demographic make up of your students. Are your student demographics what you expected at this point in the academic year? What programmatic changes, if any, will you make during the program year based on this initial data?

Utilizing your program's initial data from NRS tables ... describe the general demographic make up of your students. Are your student's demographics what you expected...?

Quarterly Reports

How?

Examples

Question 2:	Is your program on track to meet its enrollment goals? List indicators to support this answer.
Question 3:	Explain, in your own words, what your program's initial Table 4 data tells you about your program's performance at this point in time. In which area(s) does your program need to improve?

- Is your program on track to meet its enrollment goals? List the indicators that support this answer.
- Explain, in you own words, what your program's initial Table 4 data tells you about your... performance at this time. In which area(s) do you need to improve?

Quarterly Report

When?

- **Due Friday, October 13, 2017**
- **Submit to the Adult Education Inbox**
(adulted@dwd.in.gov)
- **Questions, Comments, Concerns?**
 - DWD AE Grants Manager **Scott Mills**
(smills1@dwd.in.gov)
 - DWD AE Grants Coordinator **Donna Lovelady**
(Dlovelady@dwd.in.gov)

InTERS

Adult Education Updates & Training

Matt Crítes

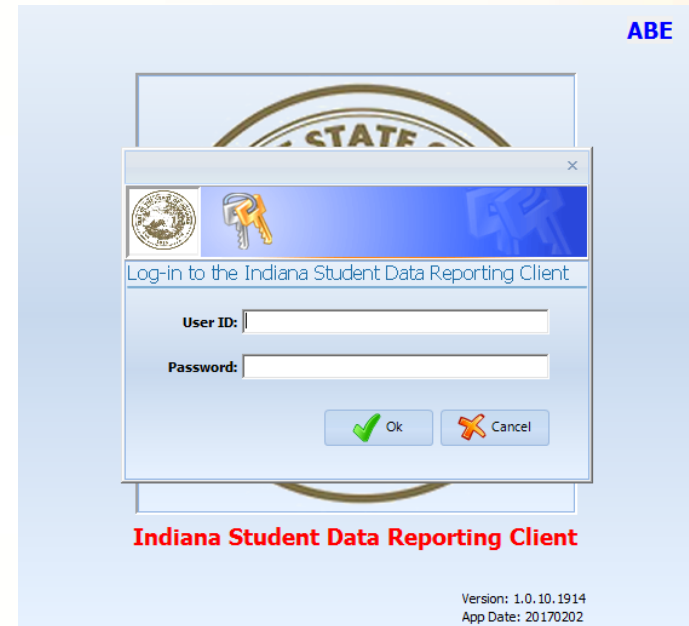
mcrítes@dwd.in.gov

Brín Síscó

bsíscó@dwd.in.gov

Jack Nesbitt

jnesbitt@dwd.in.gov



PD Facilitator Network –

PD Plans Approval Process | Next Steps

PD
Facilitator
Network



PD Program Plans

Updates – Marva Essick

- PDF Trainings (last month)
- PD Plans
- PD Plans - Approval Process
- Next Steps

IAACE NOTES



- **IAACE board member Natalie Reuter will be attending COABE's Capital Hill Day on September 28th**
 - **Send us your stories (new & old), press releases, photos and/or related information & we'll represent our state programs in Washington D.C.**
 - **Visit iaace.com for detailed instructions on how to participate, including COABE & ProLiteracy toolkits, templates and more**

IAACE NOTES

Professional Development Opportunities:

- IAACE members will have **FREE** access to the **2017 COABE Virtual Conference on October 25th & 26th**

- You must be a current IAACE member to participate
- Details will be emailed to all members this month

- COABE/OAACE Regional Institute

- October 5 - 7, 2017 - Cleveland, Ohio

- AAACE 2017 Conference

- October 31 – November 3

- COABE 2018 Conference

- March 25 – 28, 2018

- **Call for Presenters Deadline 10/15**

- IAACE 2018 Conference

- April 25 – 27, 2018

- **We're looking for Conference Committee members!**

- Email iaace2@gmail.com



Next Statewide Webinar

Adult Education & Workforce Development

Next Adult Education & Workforce Development Statewide Webinar

(No Statewide Webinar October 2017)

11.8.17

10 to 11:30 a.m. ET

The right skills, at the right time, in the right way.
Indiana's Demand Driven Workforce