



DDRS Advisory Council

August 19, 2020



Welcome and Today's Agenda

- Welcome and Introductions
- COVID-19 Update on Data and Key Activities
- BQIS Provider Services Overview and Update
- Living Well Update and Next Steps
- Incident Report Deep Dive: Use of Restraints
- Next Meeting: September 16th




COVID-19 Updates on Data and Key Activities

Kylee Hope, Director, Division of Disability and Rehabilitative Services
Cathy Robinson, Director, Bureau of Developmental Disabilities Services



COVID-19 Update on Data and Key Activities

Total Number of BDDS COVID+ Cases



Data as of 8/16/20

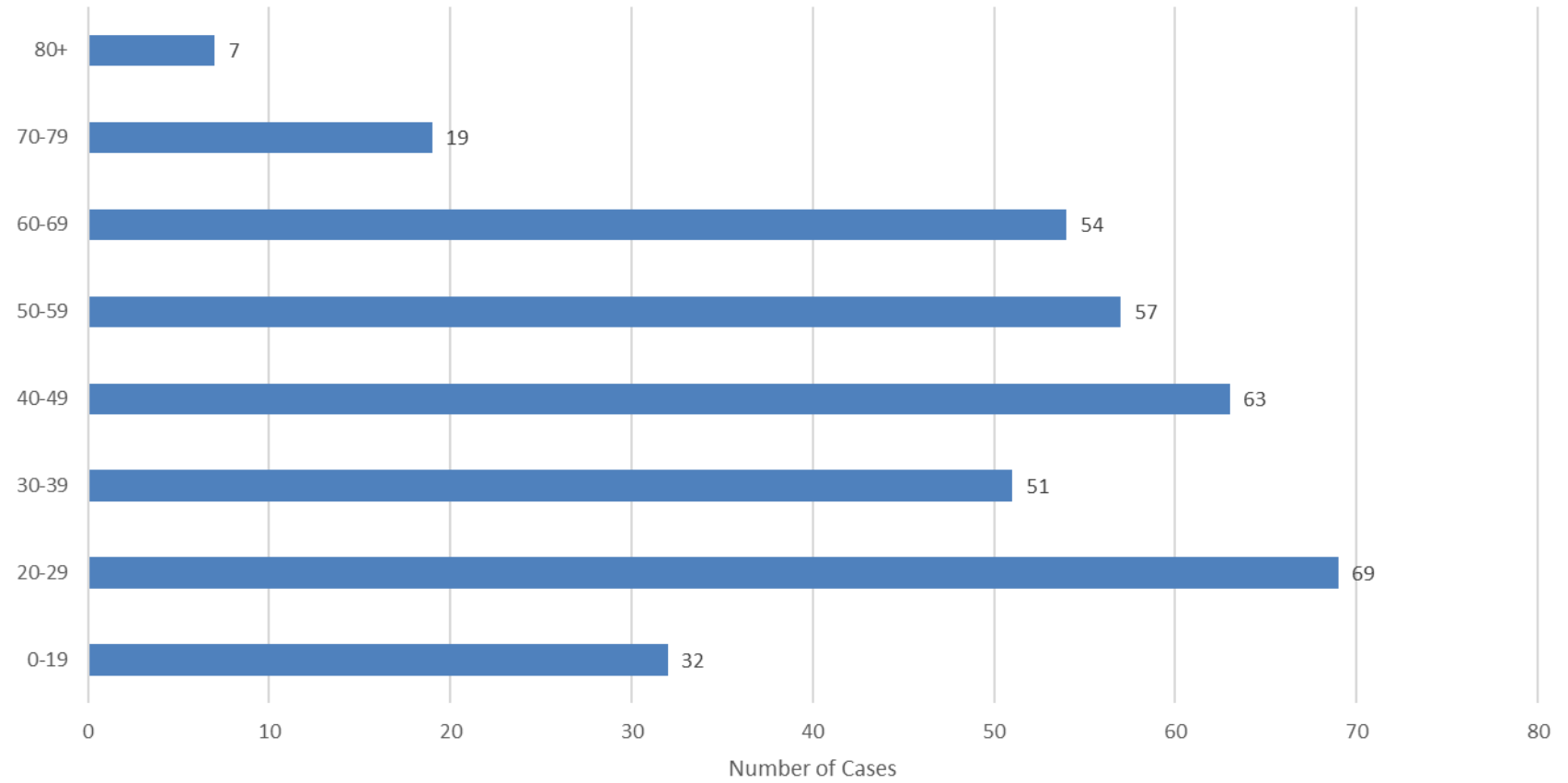
Total Cases: 352
Total COVID-Related Deaths: 15



COVID-19 Update on Data and Key Activities

Age Among Unique COVID+ Cases

Age (Group)



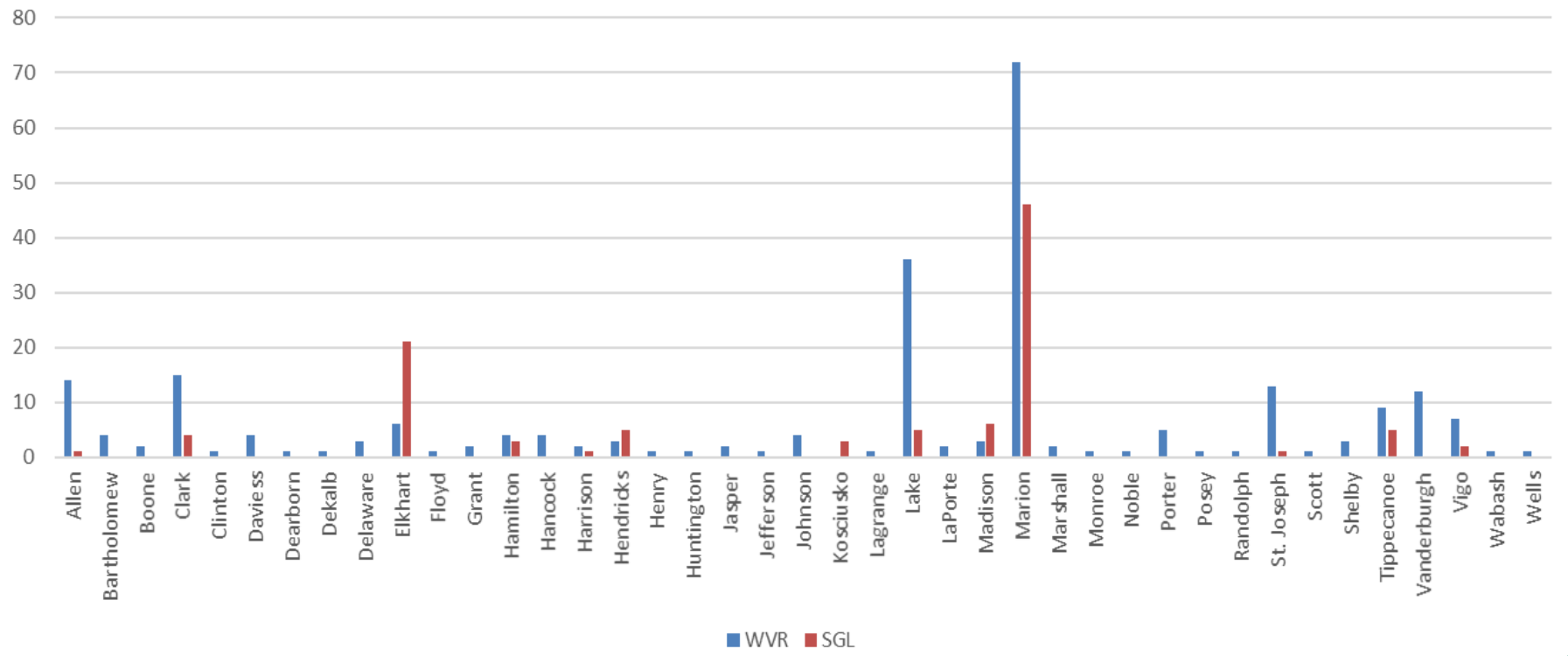
Data as of 8/16/20



COVID-19 Update on Data and Key Activities

Positive Cases by County & Funding Type

Positive Individual Cases
 by County/funding Type
 Total Cases = 352
 Data as of 8/16/2020



Total COVID-related deaths- 15



COVID-19 Update on Data and Key Activities

- Day Service Sustainability Grants
 - Third round application period ended 8/14/20
 - Final round opens 8/24/20 and closes 9/18/20

Grant Cycle	# of Providers
First Round	64
Second Round	64
Third Round	54



COVID-19 Update on Data and Key Activities

- Appendix K – anticipated submission to CMS this week. Some changes anticipated, specific to:
 - Criminal history check language
 - Parent caregivers of minors and situation-specific language
 - Reverification process
 - Enrollment of new providers
 - Sleep staff language
 - End date proposed - 12/31/20



BQIS Provider Services Overview and Update

Jessica Harlan-York, Director, Bureau of Quality Improvement Services

Geena Lawrence, Director, BQIS Provider Services



BQIS Providers Services Overview & Update Who is Provider Services?

- Customer Service for HCBS waiver providers.
- Processes applications to become a HCBS waiver provider.
- Assists with adding counties and adding services.
- Main contact for providers when changing of ownership, sale, merger and acquisition of providers.
- Assists providers when closing a service location or when BDDS revokes a provider's status.



BQIS Providers Services Overview & Update Provider Services Data

- Provider services adds new services or counties for 5-6 providers per week on average.
- In 2019 provider services received 29 applications averaging a little more than 2 applications per month
- Provider services currently has 11 applications on hold that were received prior to the pandemic temporary hold
- Approximately 30 inquiries for applications have been received during the temporary hold due to the Covid-19 pandemic.



BQIS Providers Services Overview & Update New Provider Applications

- Current Status (applications paused)
- Reasons for changes
 - Ensure we are approving qualified providers
 - Compliance with HCBS final rule requirements – we want to make sure all providers fully understand and are on-board with the HCBS final rule and are committed to complying with these requirements Focus on person-centeredness
 - BDDS philosophy concerning the true purpose of waiver services
 - Constantly evaluating waiver approval process
 - The need to educate new providers and the ability and opportunity to fully articulate our values and the culture of “living your good life,”
 - Alignment with Living Well grant goals and objectives



BQIS Providers Services Overview & Update New Provider Applications

- Changes
 - Letter of Intent
 - Background/Qualifications
 - Motivation for becoming an HCBS waiver provider
 - References
 - At least one reference that speaks to experience in the Intellectual/Developmental Disabilities (I/DD) community.
- What are some other potential changes we could make?



BQIS Providers Services Overview & Update New Provider Applications

- Other potential future changes:
 - Training
 - Working on training options with BQIS Quality vendor, Liberty
 - Orientation
 - Offering an in-person or virtual orientation for new providers to align expectations and ensure new providers are aware of and fully understand BDDS/BQIS requirements
 - Questionnaire
 - Included in the application requirements and based on the HCBS Final Rule and Charting the LifeCourse Framework
 - Dynamic online application
 - Allow potential providers to apply online in the future, with an application that grows dynamically in order to meet applicants' needs



BQIS Providers Services Overview & Update Other Updates

- Refining:
 - Accreditation requirements
 - Quality of services
- Training and TA
- Remote Support Providers
 - Safe in Home Remote Supports (www.safeinhome.com/)
 - THS Remote Support Services (<https://www.thsrss.com/>)
 - Night Owl Support Systems, LLC (www.nightowlsupportsystems.com)



BQIS Providers Services Overview & Update Contact BQIS – Provider Services

- Geena Lawrence, Provider Services Director
Geena.Lawrence@fssa.IN.gov
- Celia Bartel, Provider Services Coordinator
Celia.Bartel@fssa.IN.gov



Living Well Update and Next Steps

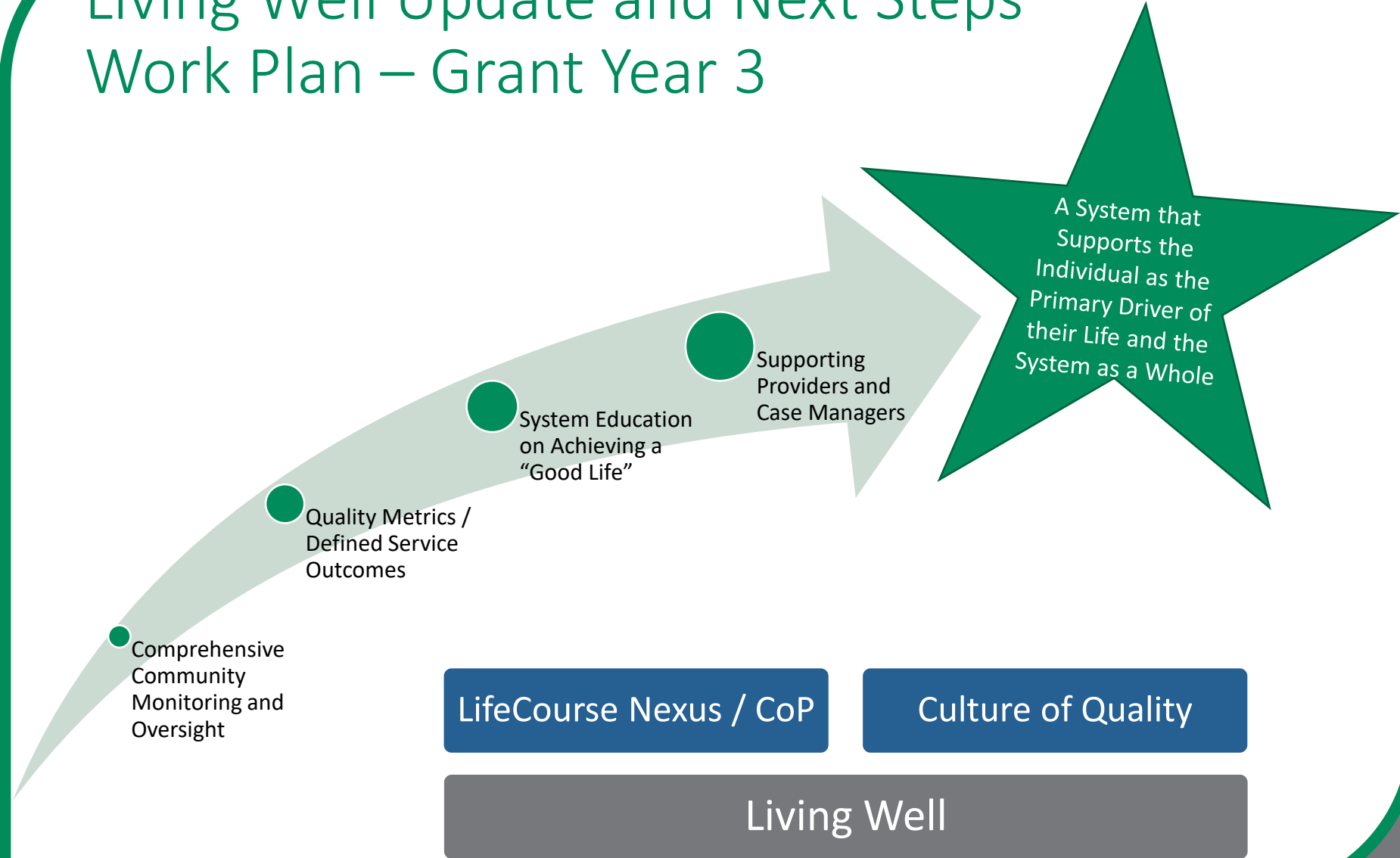
Jessica Harlan-York, Director, Bureau of Quality Improvement Services

Kim Opsahl, Associate Director, DDRS

Teresa Grossi, Director of Strategic Developments, Indiana Institute on
Disability and Community



Living Well Update and Next Steps Work Plan – Grant Year 3





Living Well Update and Next Steps Work Plan – Grant Year 3

Grant Logistics	Community Monitoring	Quality Outcomes	Building Capacity	Support Provider/CM Network
<ul style="list-style-type: none">• Evaluation• Reporting• Building Hub Framework	<ul style="list-style-type: none">• Shift Structure to promote culture change• Infuse data –based decision-making at all levels	<ul style="list-style-type: none">• Identify Outcomes for three LifeDomains• Test and Refine Those Outcomes	<ul style="list-style-type: none">• Training resources on building self-advocacy and systems navigation• Strategic Plan to Build Self-Advocate and Family Leadership Network	<ul style="list-style-type: none">• Training resources around person-centered practices and to identified trends• Update new provider application and re-verification• Pilot and implement QOPR

IIDC

LifeCourse
Nexus / CoP

Culture of
Quality

The Arc of
Indiana/SAI

Liberty of
Indiana

Quillo

Living Well



Living Well Update and Next Steps Perception Survey Results Preview

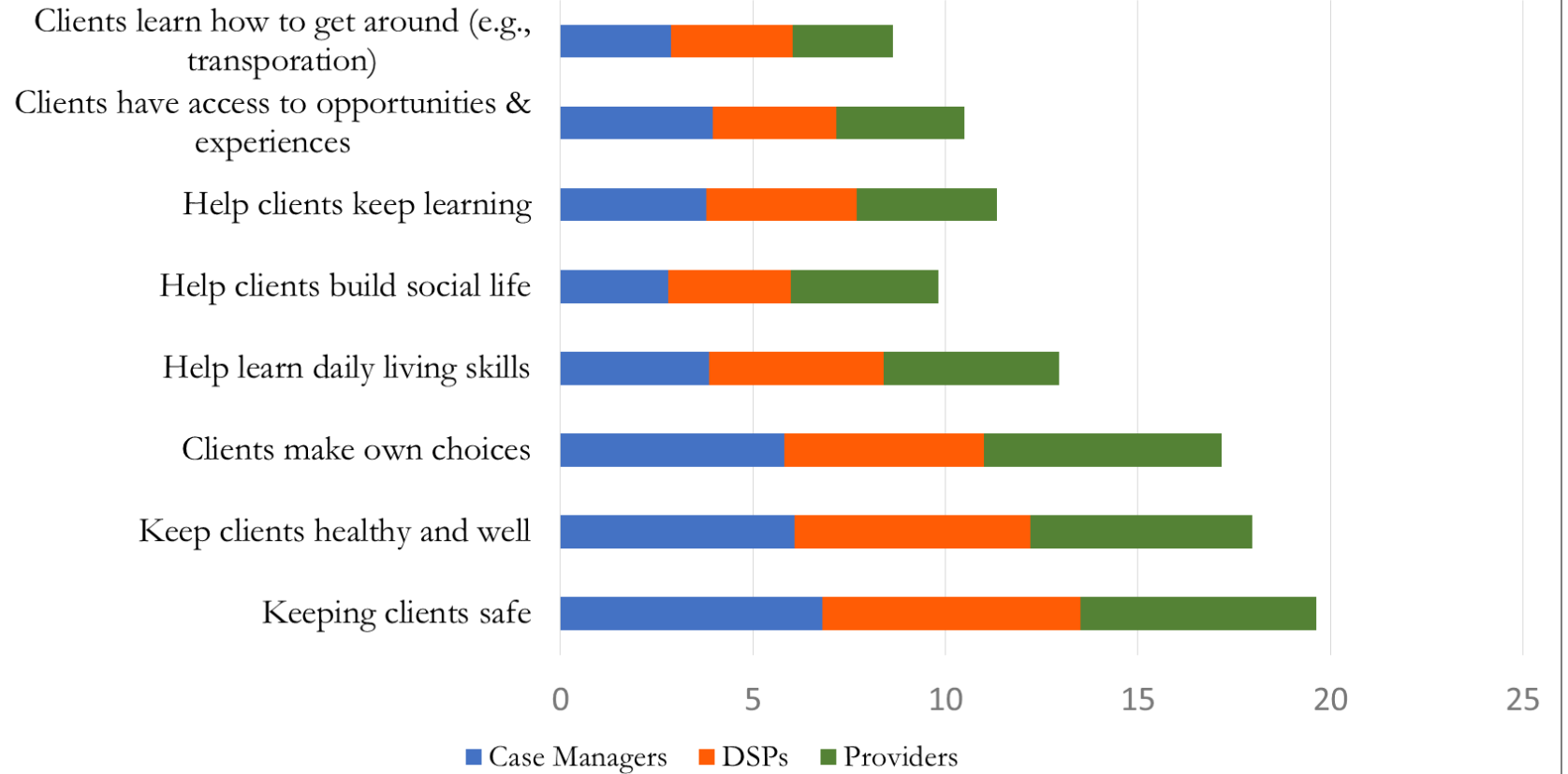
Purpose: To understand how BDDS/BQIS can better support organizations/DSPs in their work to meet both the life goals and the health and safety needs of individuals with intellectual and developmental disabilities.

Audience	# of Questions	# of Respondents
DSPs	13	1,443
Case Managers	15	562
Providers	16	416



Living Well Update and Next Steps

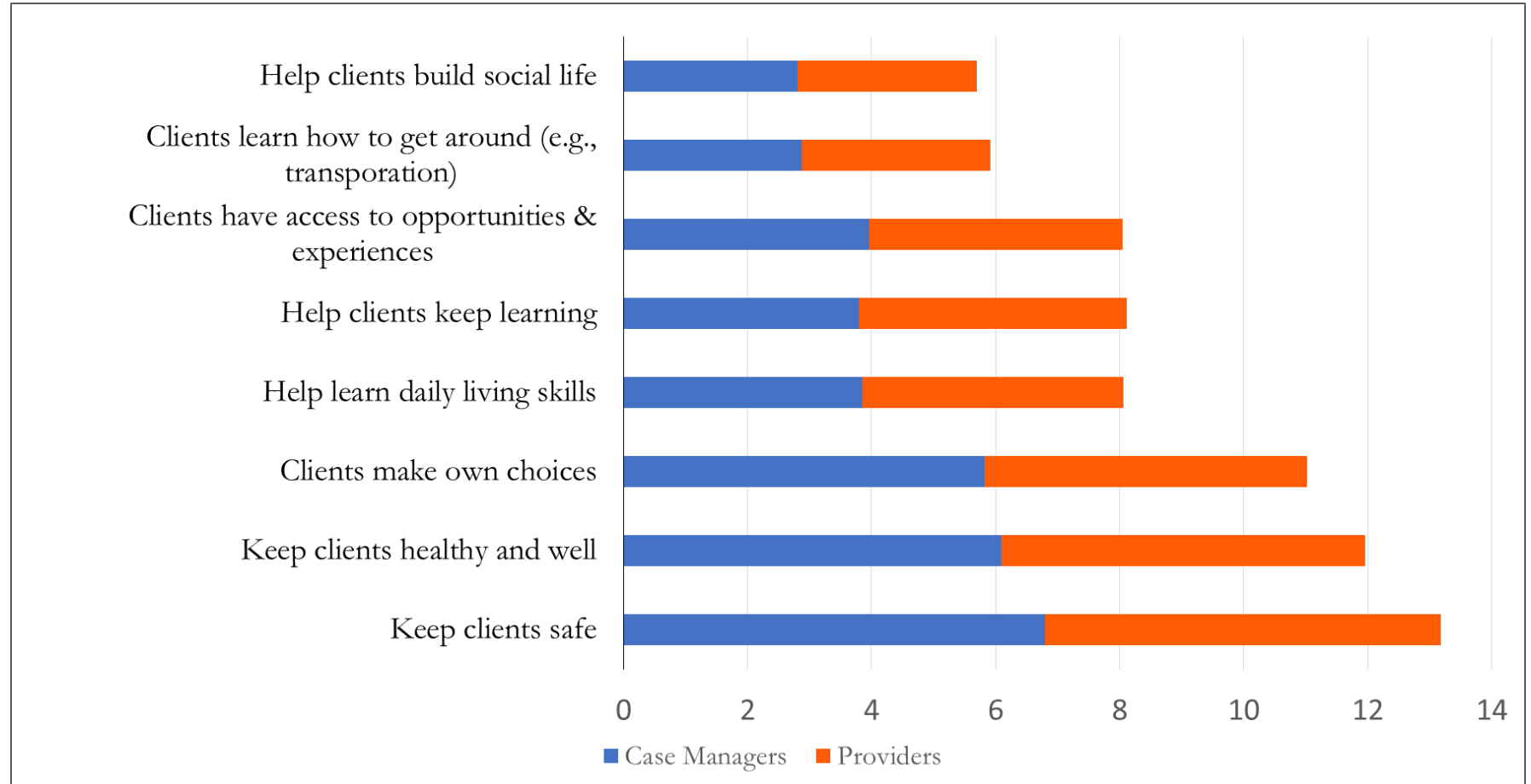
Agency Priority Supporting Individuals with IDD





Living Well Update and Next Steps

BQIS/BDDS Priorities Based on Actions/Activities





Incident Report Deep Dive: Use of Restraints

Shelly Thomas, Assistant Director, BQIS

Derek Nord, Director, Indiana Institute on Disability and Community



Incident Report Deep Dive: Use of Restraints How Does BQIS Review Incident Reports?

- Each quarter incident data is aggregated and analyzed.
- Trends in the data are identified.
- Negative trends are explored through further data mining.
- BQIS determines action steps (i.e. systemic quality improvement, provider-specific intervention, training, etc.).





Incident Report Deep Dive: Use of Restraints

Quarterly Incidents – Top 20

All Funding Sources	2019: Q3			2019: Q4			2020: Q1			All Quarters		
Incident Type	Freq	%	Rank	Freq	%	Rank	Freq	%	Rank	Freq	%	Rank
Medical Condition, Change in / Decline	2,465	15%	1	2,480	17%	1	2472	17%	1	37,525	13%	1
Aggression to housemate/peer	1,574	10%	3	1,294	9%	3	1334	9%	3	30,255	11%	2
Medication Error, missed medication, not given	2,032	13%	2	2,062	14%	2	1911	13%	2	27,791	10%	3
Fall	1,450	9%	4	1,177	8%	4	1082	8%	4	20,164	7%	4
Restraint, Manual / Physical Restraint Technique - Behavioral Purposes	932	6%	6	807	6%	6	846	6%	6	16,795	6%	5
Alleged Neglect	1,040	6%	5	943	7%	5	956	7%	5	16,570	6%	6
Medication Error(s), Wrong Dose	362	2%	12	299	2%	12	307	2%	13	15,058	5%	7
PRN Medication - Behavioral Purposes	913	6%	7	773	5%	7	754	5%	7	14,458	5%	8
Elopement – Evasion of required supervision as described in ISP as necessary	789	5%	8	513	4%	8	547	4%	8	11,324	4%	9
Injury of unknown origin	568	4%	9	502	3%	9	450	3%	9	8,395	3%	10
Medication refusal	7	0%	47	2	<1%	55	1	<1%	55	8,131	3%	11
Alleged Abuse, Emotional/Verbal	375	2%	11	337	2%	11	382	3%	10	7,428	3%	12
Seizure	376	2%	10	403	3%	10	321	2%	11	7,006	2%	13
Financial Concerns	0	0%	58	0	0%	60	0	0%	58	6,142	2%	14
Peer to peer aggression	285	2%	15	258	2%	14	328	2%	11	6,124	2%	15
Alleged Abuse, Physical	287	2%	14	261	2%	13	220	2%	17	5,716	2%	16
Self-Injurious Behavior	269	2%	16	229	2%	16	221	2%	16	4,974	2%	17
Alleged Exploitation, Financial	324	2%	13	240	2%	15	295	2%	14	4,896	2%	18
Injury of known origin	218	1%	17	154	1%	18	161	1%	18	3,554	1%	19
Other	138	1%	23	94	1%	25	82	1%	26	3,512	1%	20



Incident Report Deep Dive: Use of Restraints

A Deeper Look at Restraints (Physical/Manual)

Funding Source	# of Restraints (Physical/Manual)	% of Restraint IRs	# of Individuals w/ Restraint IR	% of Total population	Total Population
FS WVR (formerly SSW)	82	5%	43	0%	21271
CIH WVR (formerly DD)	249	15%	81	0%	9213
SGL	379	23%	134	1%	3081
LP-ICF/IDD	940	57%	48	0%	55
Grand Total	1650		306	1%	33620

Funding Source	Apparent Cause			# of Individuals w/ Restraint IR	# of Restraints (Physical/Manual)
	Family / Guardian	Other Person, Community	Staff		
FS WVR (formerly SSW)	43	14	25	43	82
CIH WVR (formerly DD)	9	0	240	81	249
SGL	1	1	377	134	379
LP ICF/IDD	0	0	940	48	940
Grand Total	53	15	1582	306	1650

Timeframe: 1/1/20-6/30/20



Incident Report Deep Dive: Use of Restraints A Deeper Look at PRN Medication: Behavioral Purpose

Funding Source	# of PRN-Behavioral	% of PRN IRs	# of Individuals w/ PRN IR	% of Total population	Total Population
FS WVR (formerly SSW)	171	12%	59	0%	21271
CIH WVR (formerly DD)	596	41%	144	1%	9213
SGL	218	15%	48	0%	3081
LP-ICF/IDD	455	32%	43	0%	55
Grand Total	1440		294	1%	33620

Timeframe: 1/1/20-6/30/20



Incident Report Deep Dive: Use of Restraints Additional Data on Restraints & PRNs National Core Indicators

- BDDS participates in the National Core Indicator In-Person survey.
- The survey is administered face-to-face with individuals on the FSW and CIH.





1. What proportion have recorded behaviors by waiver?

Waiver



The Intersection of Waiver Program and Behavior

Data used: Indiana's 2018-2019 National Core Indicators (NCI) In-Person Survey. This survey allows Indiana to assess the outcomes of services provided to people access services and supports via the Bureau of Developmental Disabilities Services.

Sampling procedures: The sample surveyed was stratified by waiver and then randomly selected.

Sample: Total 742 of waiver recipients 18 years or older, made up of Community Integration and Habilitation (CIH) waiver = 370; Family Support waiver (FSW) = 372.

*Derek Nord, PhD, and Allison Howland, PhD, Indiana Institute on Disability and Community at Indiana University
August 7th, 2020*



The Intersection of Waiver Program and Behavior

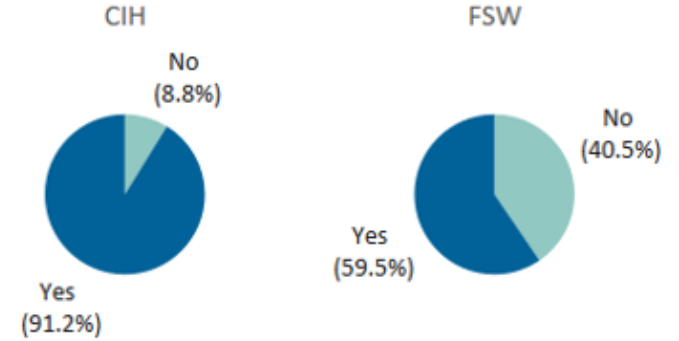
Data used: Indiana's 2018-2019 National Core Indicators (NCI) In-Person Survey. This survey allows Indiana to assess the outcomes of services provided to people access services and supports via the Bureau of Developmental Disabilities Services.

Sampling procedures: The sample surveyed was stratified by waiver and then randomly selected.

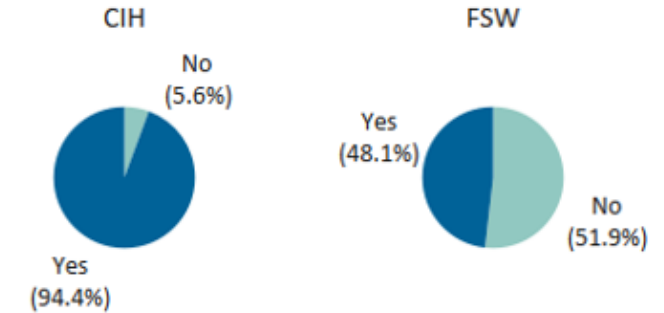
Sample: Total 742 of waiver recipients 18 years or older, made up of Community Integration and Habilitation (CIH) waiver = 370; Family Support waiver (FSW) = 372.

Derek Nord, PhD, and Allison Howland, PhD, Indiana Institute on Disability and Community at Indiana University August 7th, 2020

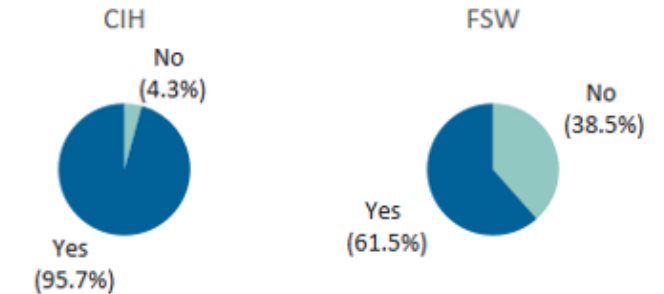
2. Do those with disruptive behavior have behavior plans?



3. Do those that self-injure have a behavior plan?



4. Do those with destructive behavior have a behavior plan?





The Intersection of Waiver Program and Behavior

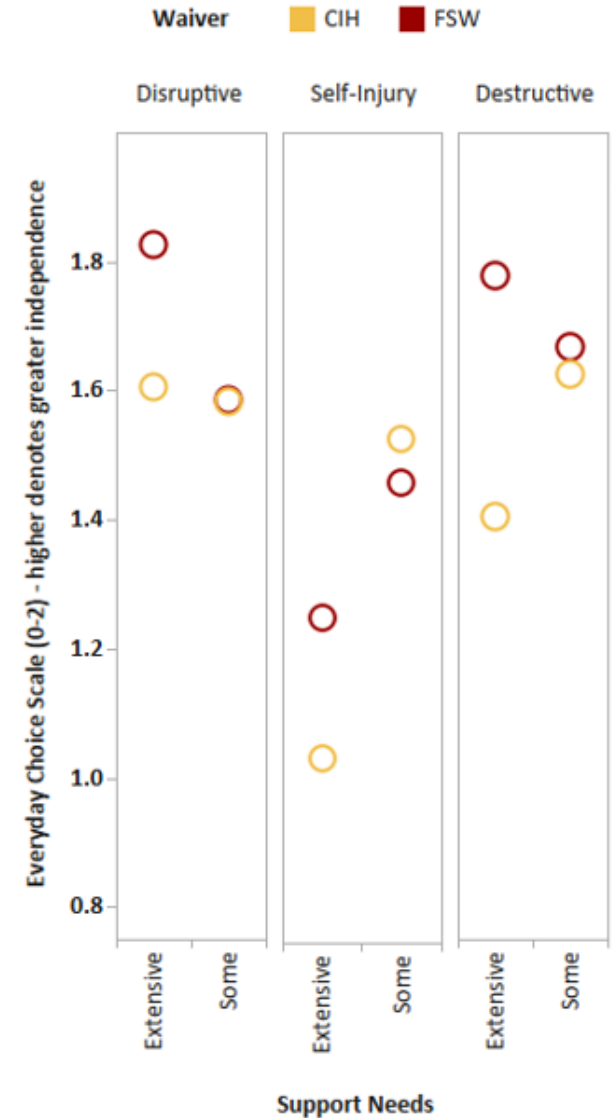
Data used: Indiana's 2018-2019 National Core Indicators (NCI) In-Person Survey. This survey allows Indiana to assess the outcomes of services provided to people access services and supports via the Bureau of Developmental Disabilities Services.

Sampling procedures: The sample surveyed was stratified by waiver and then randomly selected.

Sample: Total 742 of waiver recipients 18 years or older, made up of Community Integration and Habilitation (CIH) waiver = 370; Family Support waiver (FSW) = 372.


Derek Nord, PhD, and Allison Howland, PhD, Indiana Institute on Disability and Community at Indiana University August 7th, 2020

5. Do those with behaviors make fewer choices?





Where do we go from here?



- *Are there areas that indicate we need to improve?*
- *What does that mean to you?*
- *How could the Council assist with addressing the issue?*
- *What could BDDS do to address the issue?*



DDRS Advisory Council Next Meeting

- Next Meeting:
 - Wednesday, September 16th
 - 10 am – Noon
 - Location: TBD