



# FSSA'S BUILD LEARN GROW PROGRAM IMPACT REPORT

The **Build Learn Grow Program (BLG)** are the projects overseen by the Indiana Family and Social Services Administration (FSSA) and funded by federal relief dollars provided through the Coronavirus Response and Relief Supplemental Appropriations (CRRSA) Act and American Rescue Plan Act (ARPA).

*"We are committed to sharing with stakeholders how these investments are improving the health and well-being of Hoosiers in three key areas: **Services in the Home and Community**, **Early Childhood Programs**, and **Mental Health Services**."*

- FSSA Secretary Dr. Dan Rusyniak

Across the program, FSSA is intentionally investing in three key areas. This report shares the impact these investments are having as well as the baseline metrics we are focused on.<sup>1</sup>

Services in the Home and Community

Early Childhood Programs

Mental Health Services

## FSSA Agency-Wide Build Learn Grow Outcome Targets

Six outcome targets we want to achieve with the utilization of funds to best support Hoosier families and the communities they live in.

### Access to Services

Grow provider capacity to increase available services while improving public awareness and equitable utilization of these services

### Quality of Services

Improve quality of services

### Family Caregiver Supports

Support unpaid and informal caregivers and their mental health



### Hoosier Experience

Improve the experience and satisfaction of Hoosiers who receive support from FSSA programs

### Workforce

Retain and grow the direct service workforce

### Provider Experience

Offer clear guidance to support stabilization of provider operations and reduce provider administrative burden

## Build Learn Grow Guiding Principles

Foundational considerations that influence our planning and implementation.



Stabilize, Grow, & Improve Service Delivery



Build Bridges, Not Cliffs



Build Data Infrastructure



Promote Evidence-Based Practices



Ensure & Promote Equity



Prioritize Internal & External Transparency

1. Previous Build Learn Grow Impact Reports can be on the FSSA: Home and Community-Based Services Spending Plan webpage: <https://www.in.gov/fssa/home-and-community-based-services-spending-plan/>

# Investments Made To Date

FSSA is leveraging Build Learn Grow (BLG) funds, which includes CRRSA and ARPA grants, available through 2025 and 2026 to achieve our Agency-Wide BLG Outcome Targets through responsible investments. We recognize the need for immediate financial relief balanced with deliberate sustainability planning.<sup>1</sup>

## Overview of Total Build Learn Grow Budget

### \$2.1B Total Build Learn Grow Budget

- \$1.1B** Committed to Early Childhood Programs
- \$701M** Committed to Services in the Home and Community
- \$300M** Committed to Mental Health Services



**68%** of the Total Budget has been Invested to Date

## \$470M Invested in 2023 across CRRSA and ARPA Grants

Some key 2023 initiative highlights below:

### Early Childhood Programs

**\$124M** invested in **Child Care Voucher payments**



- ↳ Voucher payments to child care providers, supporting their employees and Hoosier families

### Services in the Home or Community

**\$131M** invested in **Direct Service Workforce (DSW) Investment Grants**



- ↳ Grants to HCBS service providers to improve workforce retention, ensure quality of services, and support the workforce and individuals they serve

*See Coverage Map of Funds Issued →*

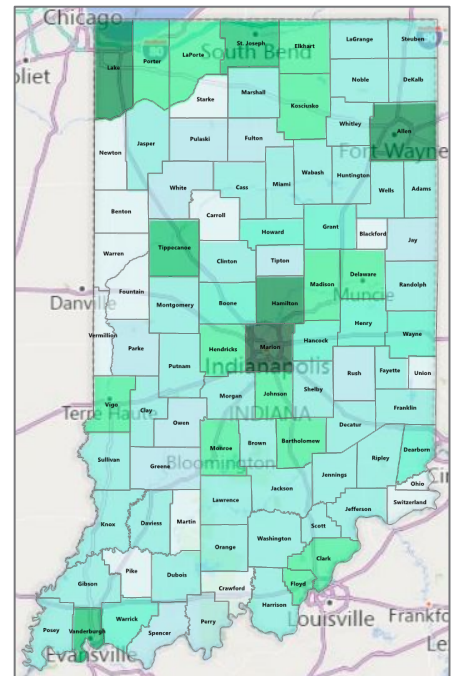
### Mental Health Services

**\$31M** invested in **988 Crisis Response System**



- ↳ Connecting 988 Response Centers, expanding Mobile Crisis Teams, and establishing Crisis Receiving and Stabilization Services while developing the State's crisis infrastructure

## Direct Service Workforce Grants County Coverage



County Coverage Map of Funds Issued<sup>2</sup>



2023 saw investments in hundreds of different initiatives impacting Hoosiers throughout the State while FSSA has continued to monitor grant impact and assess outcomes for those it serves

<sup>1</sup> Available funds have different spending deadlines depending, with most ending in 2025 but some available through 2026.  
<sup>2</sup> Some county values are based on provider claim service location & do not necessarily reflect where services were delivered. This map shows an aggregate of funds received by county for programs with county-specific funding data, and does not reflect all support commitments.



# Services In The Home and Community

The Division of Aging (DA), Division of Disability & Rehabilitative Services (DDRS), Division of Family Resources (DFR), and Office of Medicaid Policy & Planning (OMPP) are responsibly leveraging BLG funds to enhance availability and quality of services used by individuals in the home and community, including the transition to Indiana PathWays to Aging, which is set to launch in the summer of 2024.<sup>1</sup>

## Investments Serve Individuals in the Home and Community

### Direct Service Workforce (DSW) Investment Grant

As Indiana works to reform long-term services and supports (LTSS) to better provide person-centered services, **FSSA is focused on shoring up the direct service workforce to deliver critical home and community-based services.** A diverse, stable, and well-trained workforce is essential to providing quality person-centered services and supports. It is **well known that this workforce is historically understaffed** in Indiana and across the nation, and the ongoing challenges of low wages and the intense demands of these occupations were brought to light more so during the COVID-19 pandemic.

In response to this need, FSSA developed the DSW Investment Grant program as a bridge to the implementation of HCBS rate-setting work. Aligning with feedback received from DSWs during focus groups, **95% of the funding issued to HCBS providers was required to go directly to DSWs.**

**\$131M** Awarded to HCBS Providers in early 2023



Funding Impacted **over 50,000 DSWs** employed by HCBS Providers

↳ **\$124M** Passed Directly to DSWs



Funds were primarily used for **workforce bonuses, wage increases, and retention activities**

**840** HCBS Providers Awarded

“We have been able to offer **better pay, overtime pay and bonuses** for our staff. We are now paying our field staff a better rate and able to **retain more staff.**” - Recipient Testimony

“This grant has totally made a difference with our caregivers. We have helped cover past due **mortgage payments, car payments, medical bills, etc.**” - Recipient Testimony

### Additional Investments in Home and Community-Based Services



**1.8M** Home-delivered & congregate meals provided in Jan - Oct 2023 to **18,000+** individuals to improve nutrition services for Older Hoosiers



**Certified Assisted Living (AL) Ombudsman Contractor:**

- Supported **13 LTC Ombudsmen**<sup>2</sup>
- Visited **21 AL facilities**
- Developing **training** for AL facilities on **working with Resident and Family Councils**

1. For more information, please see <https://www.in.gov/fssa/indiana-pathways-for-aging/>

2. For additional information on the LTCOP program and services, please see <https://www.in.gov/ombudsman/long-term-care-ombudsman/overview/>

# Early Childhood Programs

The Office of Early Childhood & Out-of-School Learning (OECOSL) is responsibly leveraging BLG funds to enhance accessibility to, expand capacity, and improve quality of early childhood programs.

## Investments Strengthen the Early Childhood Landscape in Indiana

### Supply and Demand



**10% Increase in High Quality Child Care Programs** as defined as PTQ 3 or PTQ 4 programs from December 2022 to December 2023<sup>1</sup>



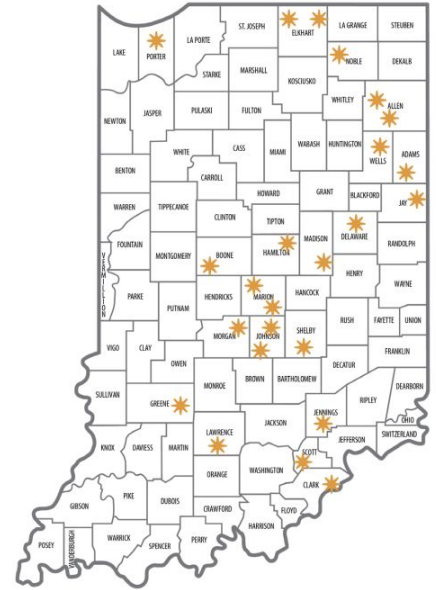
**41% Decrease in wait time for filled vouchers** from an average of 17 days in 2022 to an average of 10 days in 2023<sup>2</sup>



### Child Care Expansion Grants

**1800+** Child care seats added  
**24 Grants awarded** to centers, ministries, homes and public schools across **20 counties**  
**\$10M Awarded** to support child care expansion

See child care providers that received CCEG grants by county →



Child Care Expansion Grant Awardees



County Location of Grant Awardees

### Workforce



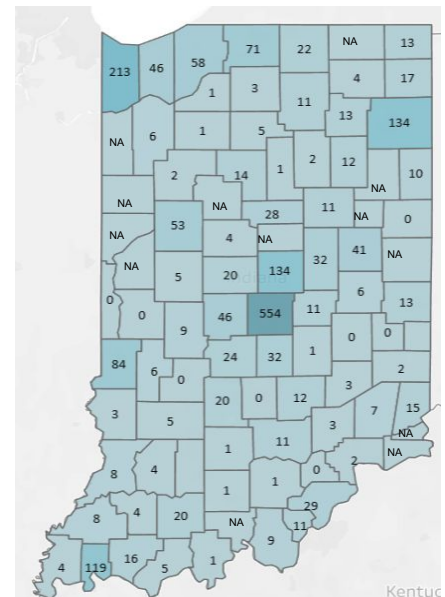
**186 Teaching positions filled** since December 2022<sup>3</sup>

See Open Teaching Positions by County →

### Employer Sponsored Child Care

**\$18.1 million** was awarded in the first round of employer-sponsored child care grants to **64 businesses, community groups and school corporations** across **39 counties**, and will support over **400,000 Indiana-based employees**. The remainder of the \$25 million fund will be awarded in the second round of awardees in 2024.

- 33 employers plan to provide **on-site child care**
- 13 employers plan to offer **child care tuition benefits**
- Other awardees will provide a range of child care supports



Open Teaching Positions for 2023-To-Date through December

1. Child Care Provider Types included are Licensed Center-Based Program, Licensed Family Child Care, Unlicensed Registered Child Care Ministry, Legally Exempt Center-Based Program, and Legally Exempt Family Child Care.

2. Voucher wait time is defined as the difference between the voucher create date, or enrollment completion date, and the voucher approval date.

3. This decrease is based on 64% provider reporting compliance rate in December 2022 and 2023. For more information, please see <https://brighterfuturesindiana.org/scholarships>.



# Mental Health Services

The Division of Mental Health & Addiction (DMHA) is responsibly leveraging BLG funds to enhance the quality and capacity of mental health and addiction prevention, treatment, and recovery services.

## Investments Enhance Mental Health Services in Indiana



### Community Catalyst Grant Program Update

The program's purpose is to **promote innovative, collaborative, and sustainable locally and community driven responses to mental health and substance use disorder issues**. Funds were awarded in July 2022, and grantees have now provided program planning details.<sup>1</sup>

- **\$56M distributed to 37 grantees**, including non-profits, local governments, and healthcare systems **across 57 counties**.<sup>2</sup>
- **76%** of grant programs **address both mental health and substance use disorders**.

### Grant funds have the following impact:

- Added staff to **increase service capacity and flexibility**
- **Expanded hours and service availability**
- New staff positions to support **new service offerings and partnerships**



**10,000+**  
individuals  
received direct  
services

**8,000+**  
individuals served  
by professional who  
received training

**7,000+**  
individuals received  
awareness and/or  
prevention education

**7,000+**  
individuals contacted  
through program  
outreach efforts

### Child Mental Health Wraparound Access Site

Looking at June - Nov 2023, comparisons to the access site's first 7 months (Nov 2022 - May 2023)

**1,300+ Referrals received**

**20% Increase** in the number of children referred to other Mental Health Services



### Building Out the 988 Crisis Response System<sup>3</sup>

**>90% Average in-State answer rate of 988 call line calls for 2023**

1. See April 2023 BLG Impact Report for additional context. Future updates will include progress on program execution.

2. Including \$22M in grant-matching funds secured by grantees.

3. Please visit [988indiana.org](http://988indiana.org) for more information on 988.