



Indiana
Department
of
Health

ENDING THE EPIDEMIC: UTILIZING DATA

JOSH DOWELL, MPH
HIV INFORMATICS EPIDEMIOLOGIST

10/7/2020

Purpose

- Set the stage to discuss Indiana's plan for Ending the HIV Epidemic and the role subrecipients play
- Provide context to data analysis by discussing methods IDOH uses to analyze data
- Share data on Continuum of Care (CoC) and Positivity Rates for 2019
- Explore use of Tableau to assist with analyzing data and responding to outbreaks

How do we calculate the CoC?

HIV Prevalence: Total number of PWH in Indiana

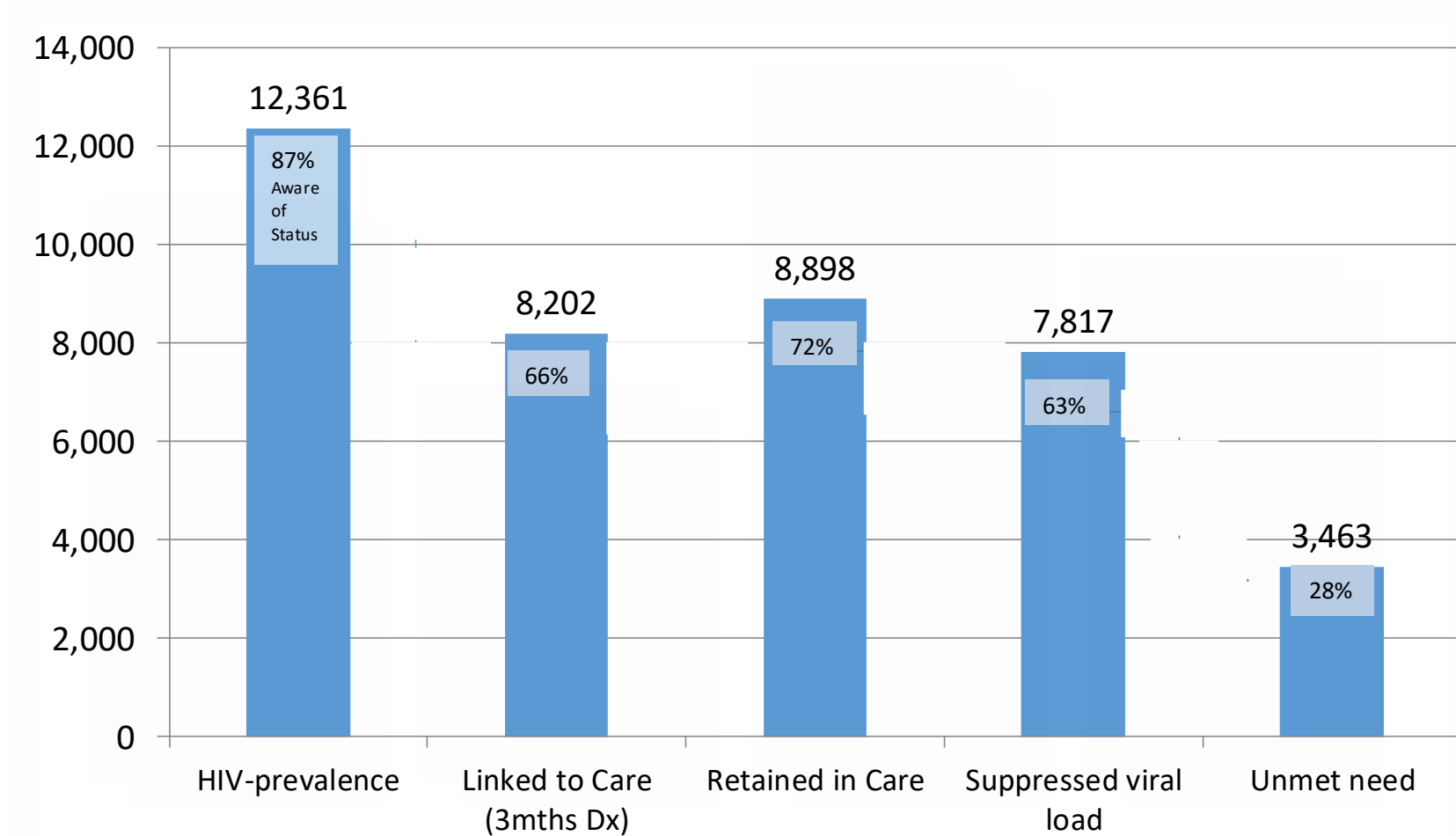
Retained in Care: Having either a CD4 or a viral load lab drawn in the past 12 months

Suppressed Viral Load: Most recent viral load lab, suppressed if less than <200 copies/ml

Unmet need: HIV prevalence minus retained to care

Data includes only PWH living in Indiana

The Continuum of HIV Care, Indiana, January - December 31, 2019



Prevalence of Diagnosed and Undiagnosed HIV Transmissions

- CDC estimated value that uses state-wide data to estimate prevalence of undiagnosed HIV
 - Linear regression model relating new HIV diagnoses, severity of HIV at diagnosis, and demographic data to HIV prevalence
- Population wide calculation for state of Indiana
 - Not able to extrapolate to the county or zip code level
 - Calculated every 5 years based on up to date data

HIV Data Systems

❑ SSP: HIV/HCV Prevention



- Syringe Service Program visits
- Referrals to resources

❑ Luther: Detection of New HIV Positives



- # Tests performed by funded sites
- # Positive tests per site



❑ eHARS: HIV Surveillance

- All Indiana HIV cases
- Viral suppression rate
- Demographics of HIV cases



❑ SWIMSS/NBS: Contact Tracing

- # Contacts tested
- Contact type (needle sharing, sex partner, both)
- Risk information



Case Manager/ACAPS: Wrap-around Care

- Enrollment in HIV Service programs

Ending the Epidemic: A Plan for Indiana



Diagnose all people with HIV as early as possible after infection.

Treat the infection rapidly and effectively to achieve sustained viral suppression.



Prevent new HIV transmissions by using proven interventions, including pre-exposure prophylaxis (PrEP) and syringe services programs (SSPs).

Respond quickly to potential HIV outbreaks to get needed prevention and treatment services to people who need them.



Six EHE Indicators

Incidence- A measure of the frequency of HIV transmission. Commonly referred to as “Incidence Rate” or “Rate”

Knowledge of Status- Percentage of people aware of their HIV status

Diagnosis- Number of people who are diagnosed with HIV

Linkage to HIV Medical Care- Assisting PLWH on connecting and retaining care

PrEP Coverage- Usage of PrEP to prevent the transmission of HIV

Viral Suppression- % of PLWH who are Virally Suppressed (Viral load less than 200)

Diagnose



- 87% of people living with HIV in Indiana know their status
- Increase local testing capacity helps improve individual and community health outcomes
- Outreach testing and SPSP
- Being diagnosed with HIV is the start of the journey to Viral Suppression

ETE INDICATORS: *Incidence, Knowledge of Status, Diagnosis*

CoC: *Prevalence*

Positivity Rates



- Number of True Positive HIV test results divided by Total Number of HIV Tests
- High Positivity Rate indicates testing is reaching high risk populations

Positivity Rates- 2019

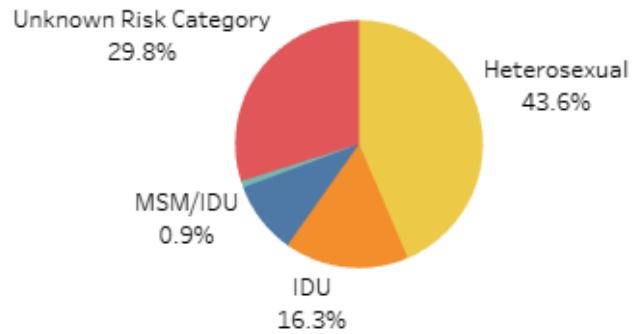


Agency	Positive HIV Tests	All HIV Tests	% Positivity
AIDS Ministries / AIDS Assist	1	1374	0.1%
AIDS Resource Group	2	1042	0.2%
AIDS Task Force - Aliveness	13	937	1.4%
Almost 4 Minds	N/A	N/A	N/A
Aspire Indiana Health	8	2037	0.1%
BU Wellness	7	372	1.9%
Clark County HD	14	1912	0.3%
Community Health Network	N/A	N/A	N/A
Concord Center	N/A	N/A	N/A
Damien Center	2	486	0.4%
Health & Hospital - Eskenazi	18	6153	0.3%
IU Health Blmgtn - Positive Link	7	1544	0.5%
Matthew 25 AIDS Services	7	171	4.1%
Meals on Wheels	N/A	N/A	N/A
Meridian Health Services Corp	1	77	1.3%
Northeast Indiana PRC	5	1150	0.4%
Scott County	8	1038	0.8%
Step Up Inc	4	372	1.1%
Volunteers of America			

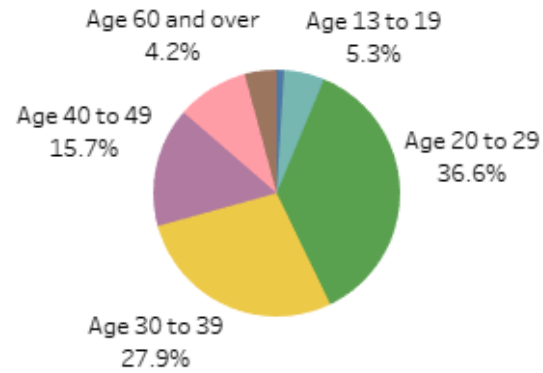
Testing Demographics- 2019



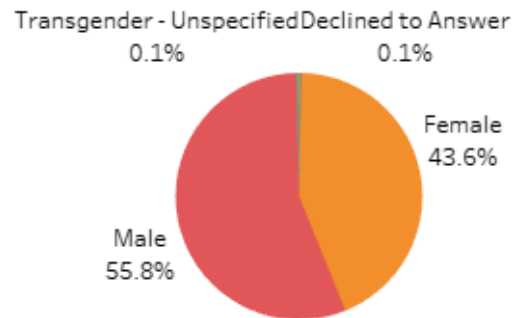
Risk Factor Breakdown



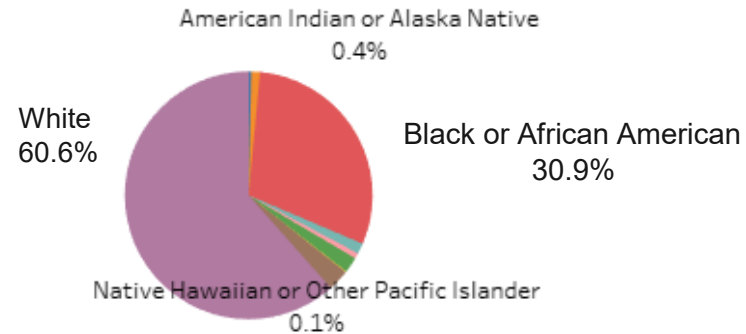
Age Breakdown



Gender Breakdown



Race Breakdown



Treat



- CDC estimates that 53% of PLWH are Virally Suppressed
 - 63% Viral Suppression for PLWH in Indiana
- Increasing proportion of people who are virally suppressed is a key strategy in preventing new HIV transmission
- Support those who are already in care to ensure Viral suppression (Retention in Care)
 - Includes social services such as food banks, housing assistance, etc.
- Decrease time for PWH to get Linked to Care through rapid start treatment programs

ETE INDICATORS: *Linkage to HIV Medical Care, Viral Suppression*

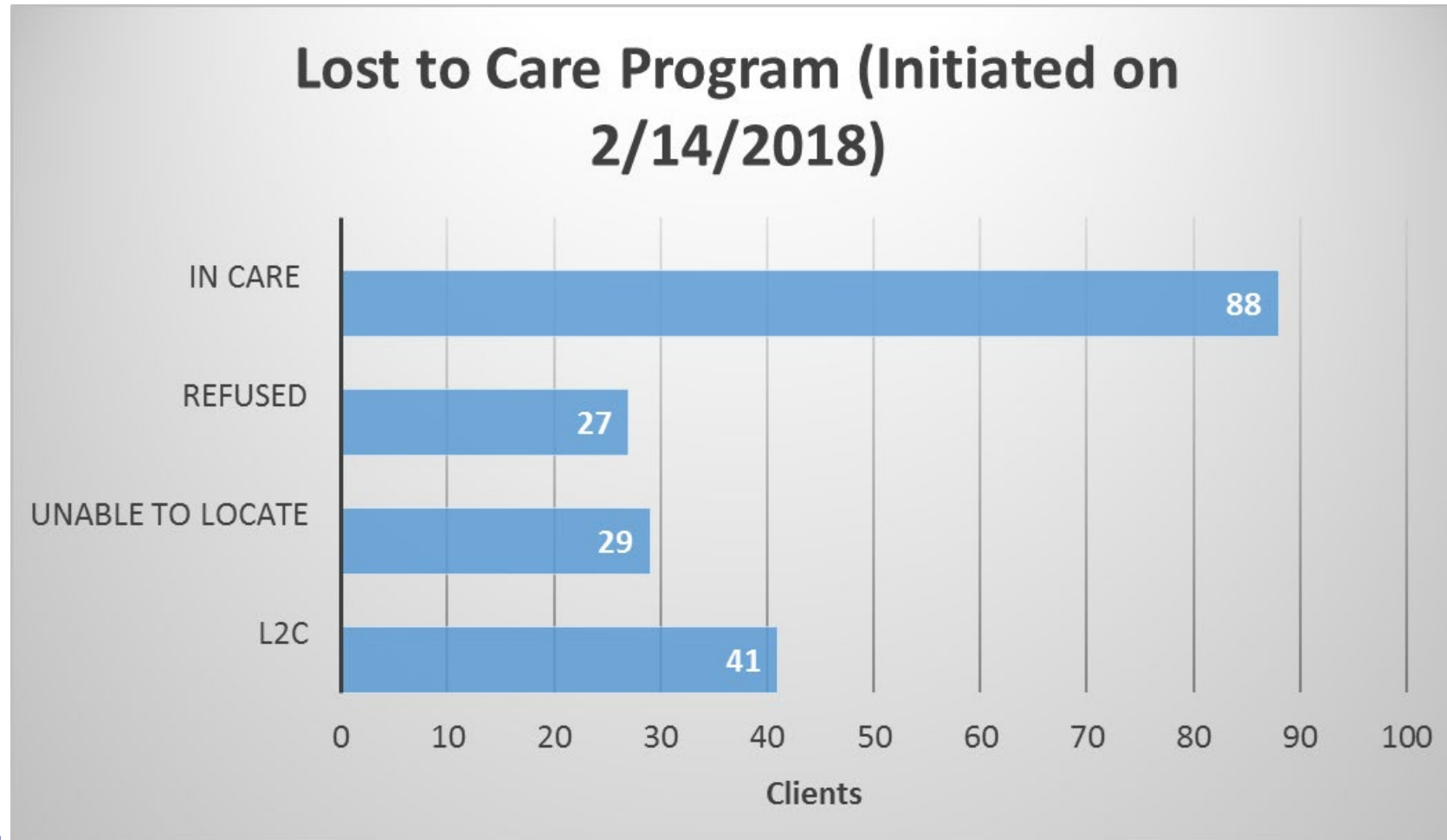
CoC: *Linked to Care, Retained to Care, Viral Suppression*

Not in Care (NIC) List



- Up-to-date list of all clients determined Out of Care (OOC)
 - OOC after no labs for 12 months
 - Link these clients back to care to assist in viral load suppression
- Surveillance Staff provide Linkage to Care (L2C) Manager with data concerning OOC clients
 - Data manager → L2C Manager → Disease Intervention Specialist

Disease Intervention Specialist Cases (12/31/19)



Prevent



- Use of PrEP for to reduce risk of HIV transmission in high risk populations:
 - MSM, Black Men and Women, Latino Men
- Expansion of Syringe Service Programs (SSP) reduce the transmission of viral hepatitis & HIV
- Includes education-based interventions on how to prevent HIV
- Medical adherence for both PrEP and ART are necessary to prevent the transmission of HIV
- Partner Services and Prevention Services

ETE INDICATORS: PrEP Coverage

CoC: Prevalence

Respond



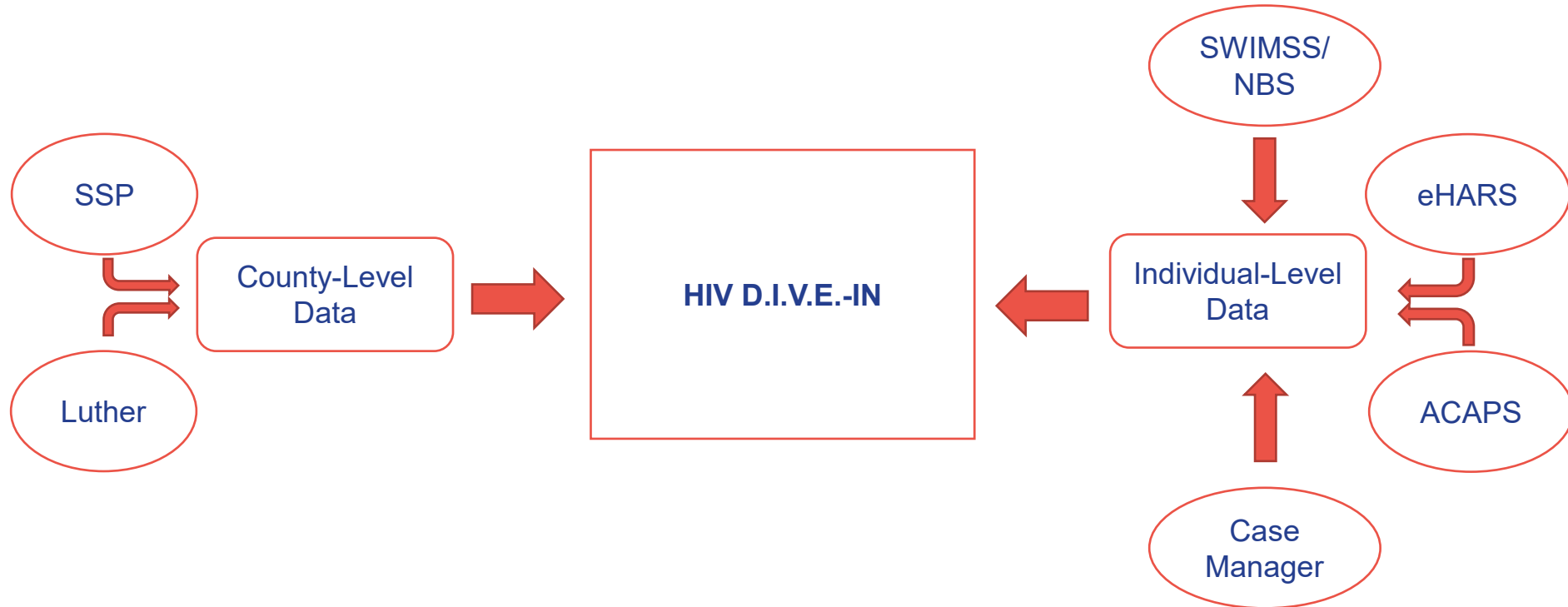
- The ability to quickly respond to new outbreaks helps prevent the spread of HIV
- Increase investments in geographic “hotspots” where the risk of transmission of HIV is high
- Analyze local data to guide decision making on target testing and other prevention interventions
- Establishing teams to design and follow through with tailored HIV prevention plans based on jurisdiction

ETE INDICATORS: *Incidence, Knowledge of Status, Diagnosis, Linkage to Medical Care, PrEP Coverage, Viral Suppression*



CoC: *Unmet Need*

Updated Data Integration Process



Moving Forward...

- Ending the Epidemic Plan will be used to shape the path forward
- Every agency has a role to play

Together we can make a difference



Contact Information

Josh Dowell, MPH

HIV Informatics
Epidemiologist

(317) 233-7573

jdowell@isdh.in.gov

Dan Hillman, MPH

HIV Surveillance Program
Director/Epidemiologist

(317) 233-7506

dhillman@isdh.in.gov

