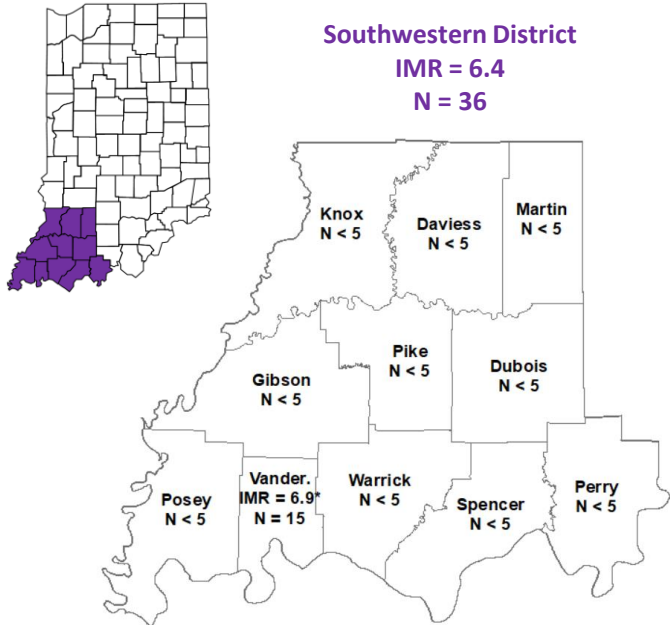


INFANT MORTALITY

Southwestern Hospital Region 2019

For more information on infant mortality in your area, please see the Indiana Department of Health Stats Explorer, Mortality Data (https://gis.in.gov/apps/isdh/meta/stats_layers.htm)



INFANT MORTALITY FACTS

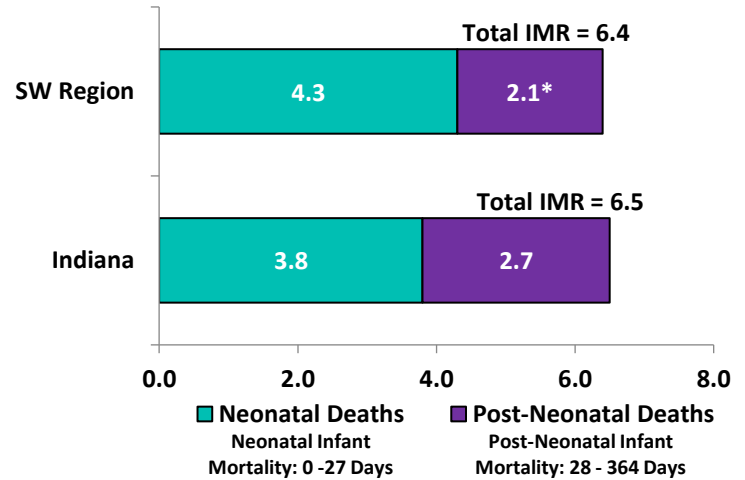
- Infant mortality is defined as the death of a baby before his or her first birthday.
- The infant mortality rate (IMR) is the number of babies who die in the first year of life, per 1,000 live births.
- Of the 527 Indiana infant deaths in 2019, 36 occurred in the Southwestern Hospital Region.
- Non-Hispanic black infants are 1.8 times more likely to die than Non-Hispanic white infants in Indiana.

Infant Mortality Rates 2015 - 2019

Rate per 1,000 live births

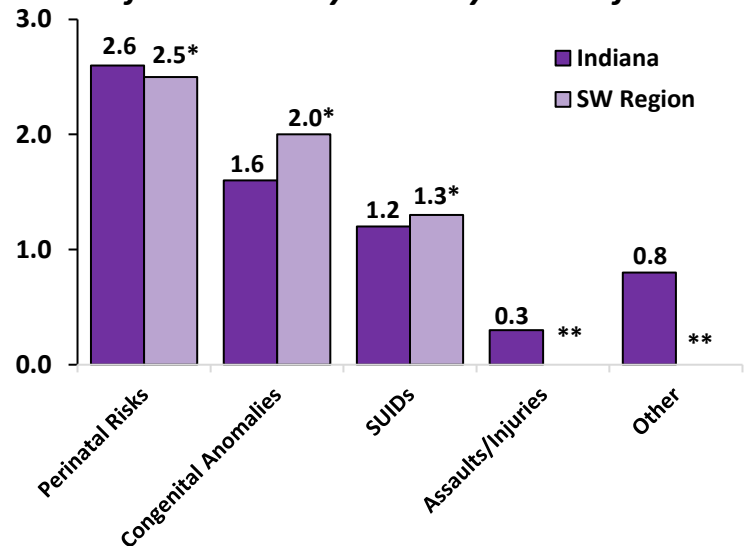
	2015	2016	2017	2018	2019
SW Region	5.9	6.0	6.2	6.1	6.4
Indiana	7.3	7.5	7.3	6.8	6.5
U.S.	5.9	5.9	5.8	5.7	5.6
HP 2020 Goal	6.0	6.0	6.0	6.0	6.0

Infant Mortality Rates by Age at Death



Note: Age-specific and cause-specific mortality rates may not sum to the overall infant mortality rate due to rounding.

Infant Mortality Rates by Cause of Death



* Numerator less than 20, rate unstable
** Rate suppressed due to low counts

PRACTICES TO REDUCE INFANT MORTALITY

- Improve overall health for women of child-bearing age.
- Promote early & adequate prenatal care.
- Decrease early elective deliveries before 39 weeks.
- Decrease prenatal smoking & substance use.
- Increase breastfeeding duration & exclusivity.
- Support birth spacing & interconception wellness.
- Promote the ABCs of safe sleep: place baby to sleep alone, on his or her back, in a crib.

BIRTH OUTCOME INDICATORS

Southwestern Hospital Region 2019

For more information on birth outcomes in your area, please see the Indiana Department of Health Stats Explorer, Natality Data (https://gis.in.gov/apps/isdh/meta/stats_layers.htm)

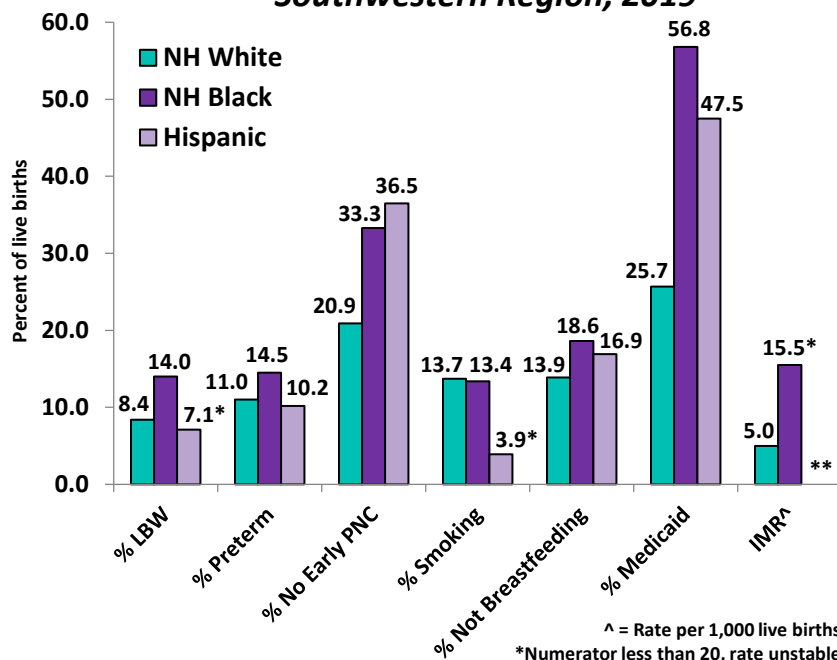
INDIANA QUICK FACTS

- Smoking rates among pregnant women continue to be much higher than the national rate.
- Almost 1/3 of pregnant women do not receive early PNC.
- NH black babies in Indiana are more likely to be LBW or preterm.
- Hispanic and NH black women in Indiana are more likely to not receive early 1st trimester PNC.
- NH white women in Indiana are more likely to smoke during pregnancy.

SOUTHWESTERN REGION QUICK FACTS

- There were 5,599 births in the SW Region in 2019.
- Higher percentages of LBW and preterm births compared to the state of Indiana.
- Higher percentage of women receiving early PNC.
- Higher percentage of women smoking during pregnancy.
- Higher percentage of breastfeeding at hospital discharge.

Outcomes by Race and Ethnicity, Southwestern Region, 2019



LBW = Low Birthweight PNC = Prenatal Care IMR = Infant Mortality Rate NH = Non-Hispanic

	% LBW (< 2,500 G)	% PRETERM (< 37 WKS GESTATION)	% NO EARLY PNC (1 ST TRIMESTER)	% SMOKING	% NOT BREASTFEEDING	% MOTHER ON MEDICAID
DAVIESS	6.1	7.5	41.1 ^S	7.9	14.7	25.0 ^S
DUBOIS	8.8	13.3	19.5 ^S	10.7	14.3	15.2 ^S
GIBSON	6.5	10.2	13.9 ^S	11.8	9.4 ^S	23.0 ^S
KNOX	8.9	13.0	24.5	20.7 ^S	26.4 ^S	46.2
MARTIN	5.9*	7.6*	25.2	21.8	20.2	27.7
PERRY	13.3	15.6	29.4	23.3 ^S	27.8	36.7
PIKE	11.3*	13.5*	16.5 ^S	18.8	21.8	24.8
POSEY	10.9	14.4	17.9 ^S	13.2	11.3	21.8 ^S
SPENCER	5.1*	7.8*	17.5 ^S	11.1	17.5	29.0
VANDEBURGH	10.1	11.8	23.2 ^S	13.0	12.5 ^S	33.4 ^S
WARRICK	8.4	11.2	15.5 ^S	9.1	10.5 ^S	22.2 ^S
SW REGION	8.9	11.5	22.9	12.9	14.5	28.9
INDIANA	8.2	10.1	31.1	11.8	18.0	38.5

* = Fewer than 20 birth outcomes, percentage unstable
S = County significantly different from state