

8 EASY STEPS

TO SUBSCRIBE TO RECEIVE ALL
INDOT LPA COMMUNICATION
THROUGH:

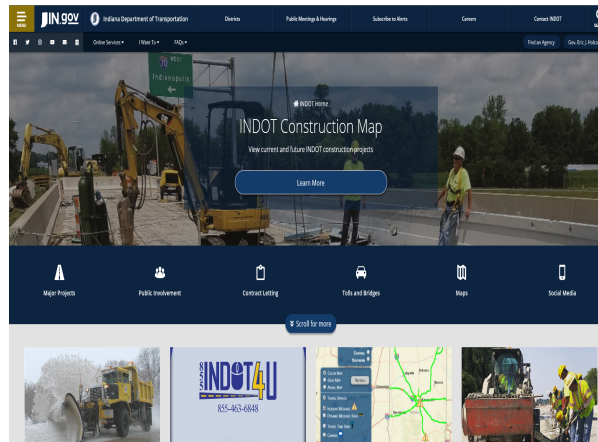


Follow these 8 easy steps to receive all the latest communication from the INDOT LPA Central Office and from your LPA District Office.

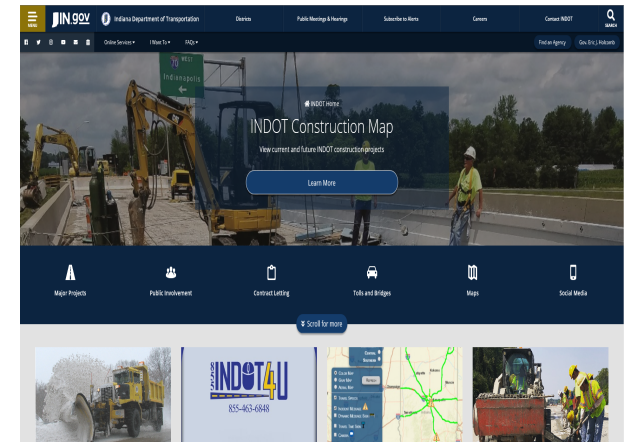
WHY SIGN UP?

- Quick access to all the most recent updates and information
- Never miss another memo
- No need to search through multiple websites
- All from one convenient, safe distribution list

SIGN UP TODAY!



1. Go to the website: in.gov/indot/



2. Click on the white envelope located directly under the IN.gov logo in the top left.



Email Updates

To sign up for updates or to access your subscriber preferences, please enter your contact information below.

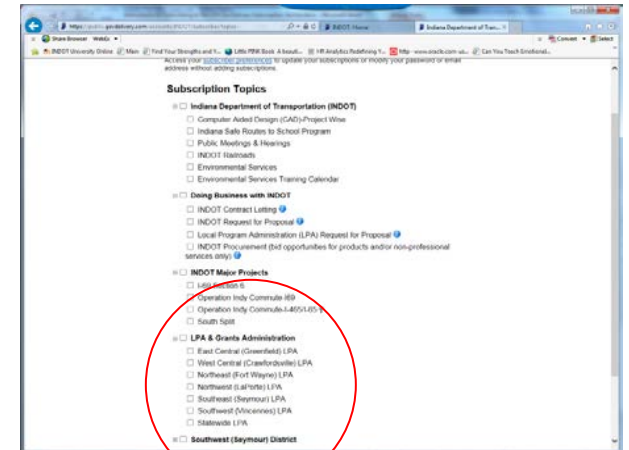
Subscription Type:

Email Address:

Your contact information is used to deliver requested updates or to access your subscriber preferences.

[Privacy Policy](#) | [Cookie Statement](#) | [Help](#)

3. Select 'Email' for Subscription Type.
4. Enter the email address you would like to receive INDOT LPA Updates.
5. Click Submit.

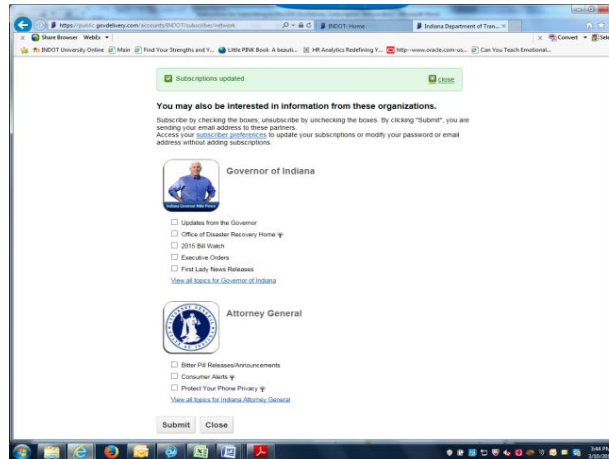


6. Select the subscriptions from which you would like email updates. To find INDOT LPA, scroll until you see "INDOT LPA & Grant Administration."

7. Select your district LPA subscription AND the State LPA subscription. INDOT is moving to districts named after their broader geographical locations. Find your district's geographical name below:

- West Central LPA= Crawfordsville
- Northeast LPA= Fort Wayne
- East Central LPA= Greenfield
- Southeast LPA= Seymour
- Southwest LPA= Vincennes
- Northwest LPA= LaPorte

8. Click submit at the bottom.



Congratulations! You have successfully subscribed to the INDOT LPA updates you selected. To change your preferences, follow the instructions on the page.