

# INSPD Learning & Development

## LinkedIn Learning: Logging In



Indiana State  
Personnel Department

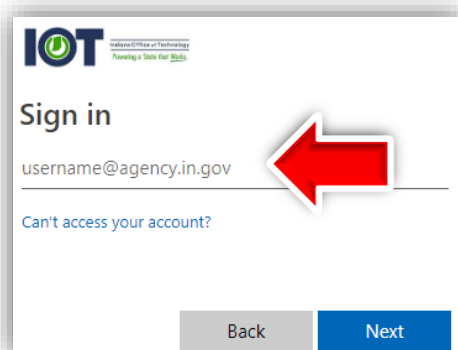
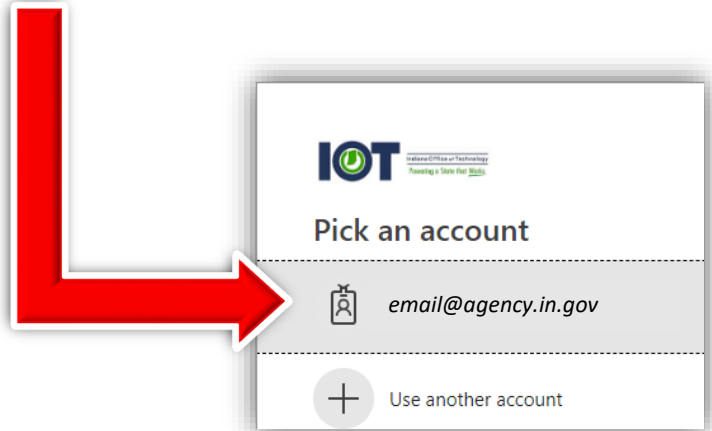
To activate your LinkedIn Learning Account, click this link or copy and paste into your browser:  
<https://www.linkedin.com/checkpoint/enterprise/login/2188380?application=learning&appInstanceid=26162714>

If you are currently logged into your Microsoft 365 account (Single Sign-On), you will be taken directly to this screen:



If you are not currently logged into your Microsoft 365 account (Single Sign-On), you will be redirected to IOT's sign-in. Follow these steps to login:

If your account automatically populates, select your account to continue.



If your account does not automatically populate and requires input of your email address, please enter your state-issued email address and select **"Next."**

Enter your **network** password. Your network password is the same password used to log into your computer every day.

You will automatically be redirected to the LinkedIn Learning login page.

*If you are a remote user who is not signed on to the state network, you will be prompted for Multi-Factor Authentication (Phone Factor). (For users who have not set up their Phone Factor account and would like more information, please visit <https://www.in.gov/iot/2770.htm> to begin).*



## To Connect with a LinkedIn Account:



Select **"Connect my LinkedIn account."**



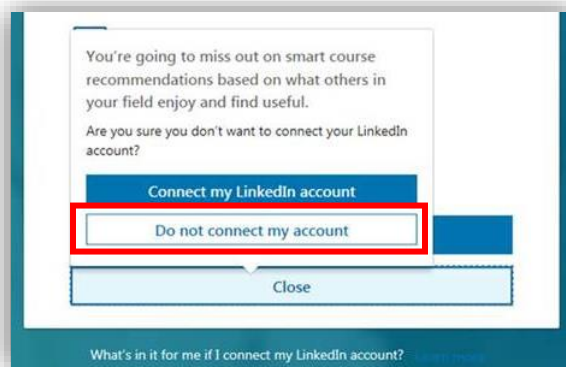
Enter your email address and password associated with your LinkedIn Account or, if you would like to create an account, select **"Join Now"** and follow the steps to create your new account.

**(\*Note: This does not have to be your state-issued email address. This information is based on your personal LinkedIn account)**

Select **Sign in with LinkedIn**. This will redirect you to the LinkedIn Learning homepage. You are all set!

Your account has now been setup via Single Sign-On. Whenever you are logged into your Microsoft 365 account, you will automatically be logged into your LinkedIn Learning account when you visit the site!

## To Connect Without a LinkedIn account:



Select **"Close."** A pop-up will appear with two options. Select **"Do not connect my account."** This will redirect the employee to the LinkedIn Learning Platform.

Your LinkedIn Learning account has now been setup via Single Sign-On. Whenever you are logged into your Microsoft 365 account, you will automatically be logged into your LinkedIn Learning account when you visit the site!

*If you have any questions or issues, please submit an IOT Help Desk ticket and ask for it to be reassigned to the SPD – LD Queue.*